Philip Bennett
President, Bennett Capital Partners Mortgage Brokers
Business NMLS # 2046862
1101 Brickell Ave STE 800 Miami, FL 33131

Office: 800-457-9057
Mobile: 305-407-0747
philip@bcpmortgage.com
View My Website

When Will Prices Care About Rising Rates? And Are Rates Done Rising?

Home prices have been on a tear since late 2020 despite generally higher rates in 2021. In the past few months, rates have upped the ante by surging at one of the fastest paces in history. But in data just released this week, home prices are moving higher at an even faster pace. **What's up with that?**

First, let's take a look at rates. We already examined the phenomenon in detail last week, and there were no major changes this week. Actually, the absence of major changes is one of the most promising developments in weeks. As oil prices and inflation expectations have leveled off, rates have attempted to find some sort of ceiling. Whether it's temporary or longer lasting remains to be seen. The following chart shows the leveling-off process in terms of 10yr Treasury yields, which give us a more detailed short term view of rate trends.

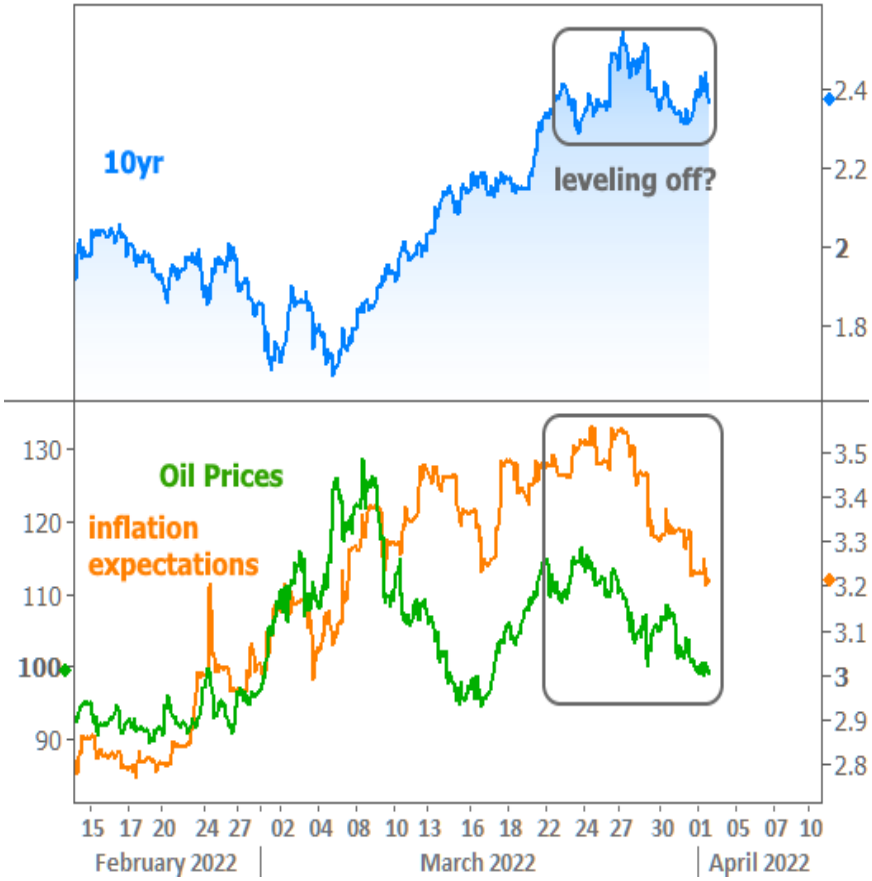

National Average Mortgage Rates

Mortgage News Daily	Rate	Change	Points
30YR Fixed	7.33%	**0.00**	0.00
15YR Fixed	7.01%	**+0.02**	0.00
30YR FHA	6.98%	**+0.02**	0.00
30YR Jumbo	7.60%	**0.00**	0.00
7/6 SOFR	6.85%	**+0.03**	0.00
30YR VA	6.99%	**+0.01**	0.00

Rates as of: 10/27

MBS and Treasury

	Price / Yield	Change
MBS UMBS 6.0	99.40	-0.06
10 YR Treasury	5.0040	+0.0052
30 YR Treasury	5.3039	-0.0080

Pricing as of: 10/28 8:09AM EST

Recent Housing Data

		Value	Change
Mortgage Apps	Oct 14	188.6	-5.32%
Building Permits	Sep	1.4M	+0.43%
Housing Starts	Sep	1.22M	-4.24%
New Home Sales	Aug	684K	+12.69%
Pending Home Sales	Aug	71.2	0%
Existing Home Sales	Oct	3.99M	+0.25%
Builder Confidence	Oct	29	-9.38%

© 2026 MBS Live, LLC. - This newsletter is a service of MarketNewsletters.com.

The interest rates provided in this newsletter are national averages from independent data sources. Rate/APR terms may differ from those listed above based on the creditworthiness of the borrower. All information provided "as is" for informational purposes only, not intended for trading purposes or financial advice.

Read or subscribe to my newsletter online at: http://mortgageratesupdate.com/bennett-capital-partners-mortgage-brokers

Mortgage rates only get one data point per day, so it's much harder to see that they've leveled off a bit this week, but still very easy to see how much they've risen in 2022.

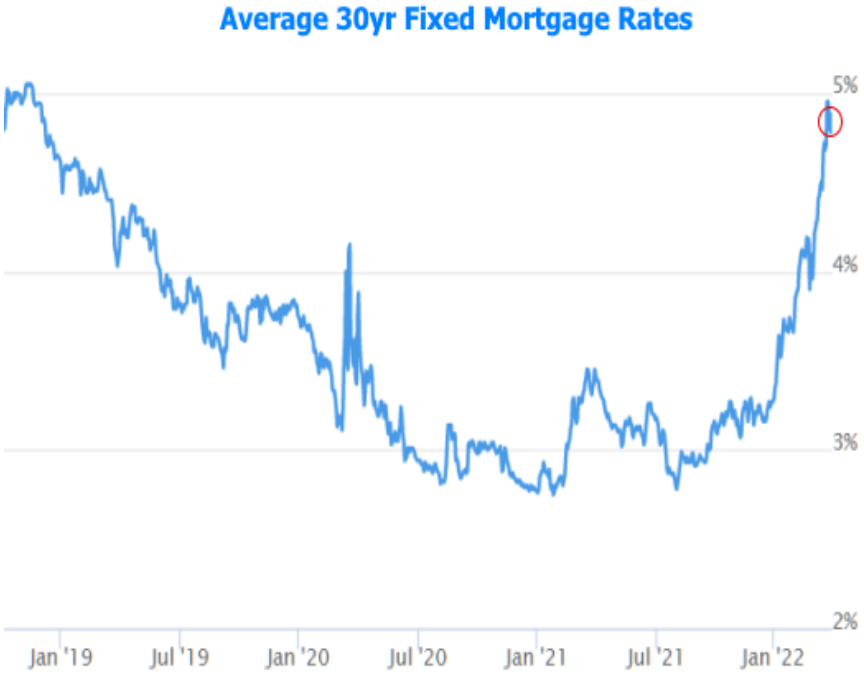

That brings us **back to this week's big question**: if mortgage rates have moved up so quickly, why are home prices still rising?

There are a few parts to the answer. The first thing we have to consider is the **unprecedented supply/demand** environment in the housing market combined with a surge in incomes, not to mention the chain reaction of people being able to sell their homes for much higher values who then can spend more on their next home. Housing economists will be sorting these variables out for years, but the point is that there's more to home prices than rates.

Even so, we can arguably see a few instances of big, unexpected rate spikes resulting in slower home price growth.

© 2026 MBS Live, LLC. - This newsletter is a service of MarketNewsletters.com.

The interest rates provided in this newsletter are national averages from independent data sources. Rate/APR terms may differ from those listed above based on the creditworthiness of the borrower. All information provided "as is" for informational purposes only, not intended for trading purposes or financial advice.

Read or subscribe to my newsletter online at: http://mortgageratesupdate.com/bennett-capital-partners-mortgage-brokers

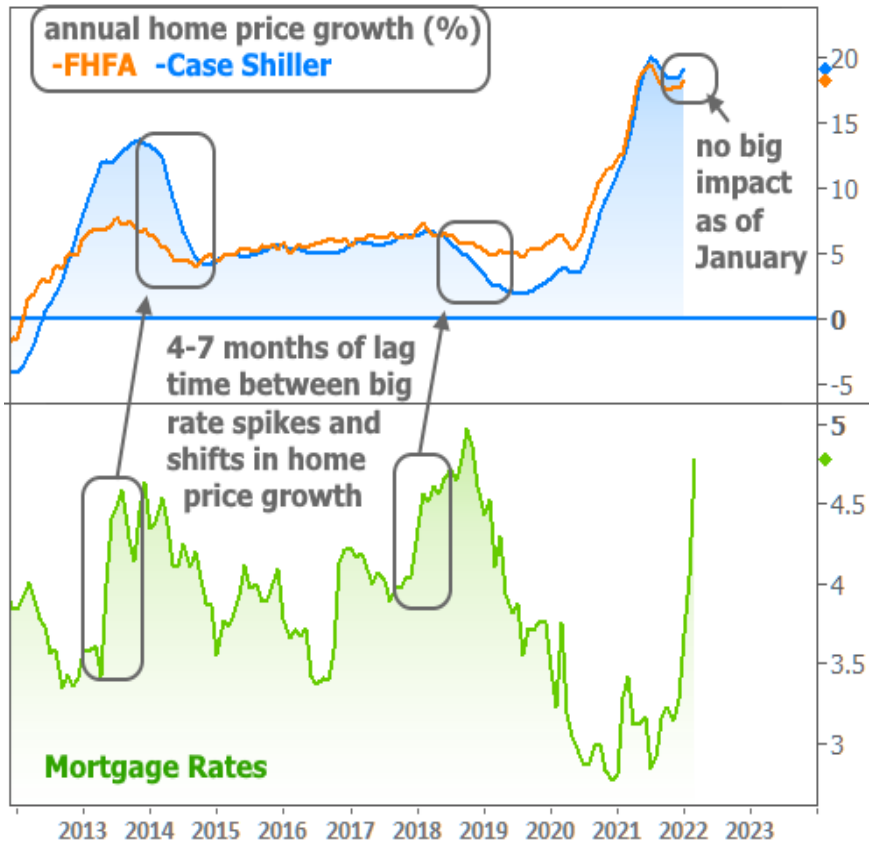

The chart also provides **2 clues** as to why home price growth was able to accelerate in January. The **first** clue is the lag time between mortgage rate spikes and the potential impact on prices. It has taken between 4 and 7 months to make it into the data in the past. The **second** clue is that the major home price indices are fairly backward looking in that we just got January's numbers on March 29th.

Does this mean that current home prices are a **ticking time bomb**, set to decline in a few months?

No one knows, actually, and the chart above says **nothing** about home prices **declining**. The chart above is the **RATE OF CHANGE** in prices. If the blue/orange lines are above zero, prices are **rising**. Here's what the same data looks like if we use the actual home price indices:

© 2026 MBS Live, LLC. - This newsletter is a service of MarketNewsletters.com.

The interest rates provided in this newsletter are national averages from independent data sources. Rate/APR terms may differ from those listed above based on the creditworthiness of the borrower. All information provided "as is" for informational purposes only, not intended for trading purposes or financial advice.

Read or subscribe to my newsletter online at: http://mortgageratesupdate.com/bennett-capital-partners-mortgage-brokers

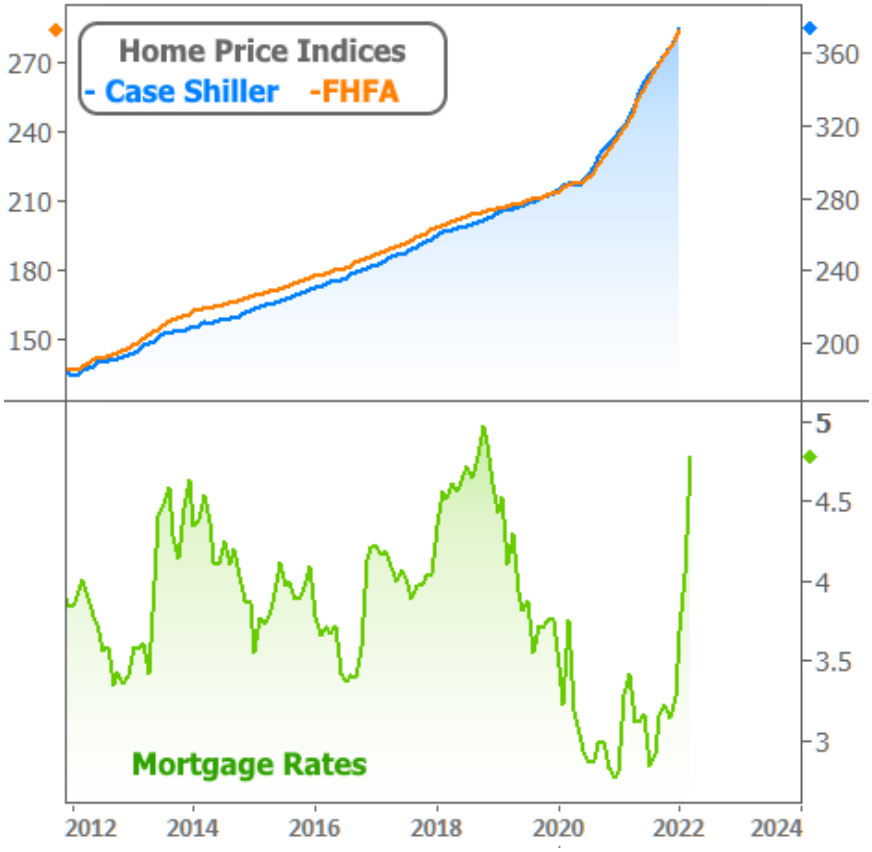

In other words, prices have done nothing but move up for **more than a decade**, regardless of rate volatility. Could that change in the future? Sure, but also, it might not! The only thing most experts agree on is that the 18-20% per year gains will be subsiding.

Have home prices ever gone down?

Yes, ask anyone who owned real estate during the financial crisis. But that was actually the **only** major instance of falling property values in 40+ years, and it had nothing to do with rising rates.

© 2026 MBS Live, LLC. - This newsletter is a service of MarketNewsletters.com.

The interest rates provided in this newsletter are national averages from independent data sources. Rate/APR terms may differ from those listed above based on the creditworthiness of the borrower. All information provided "as is" for informational purposes only, not intended for trading purposes or financial advice.

Read or subscribe to my newsletter online at: http://mortgageratesupdate.com/bennett-capital-partners-mortgage-brokers

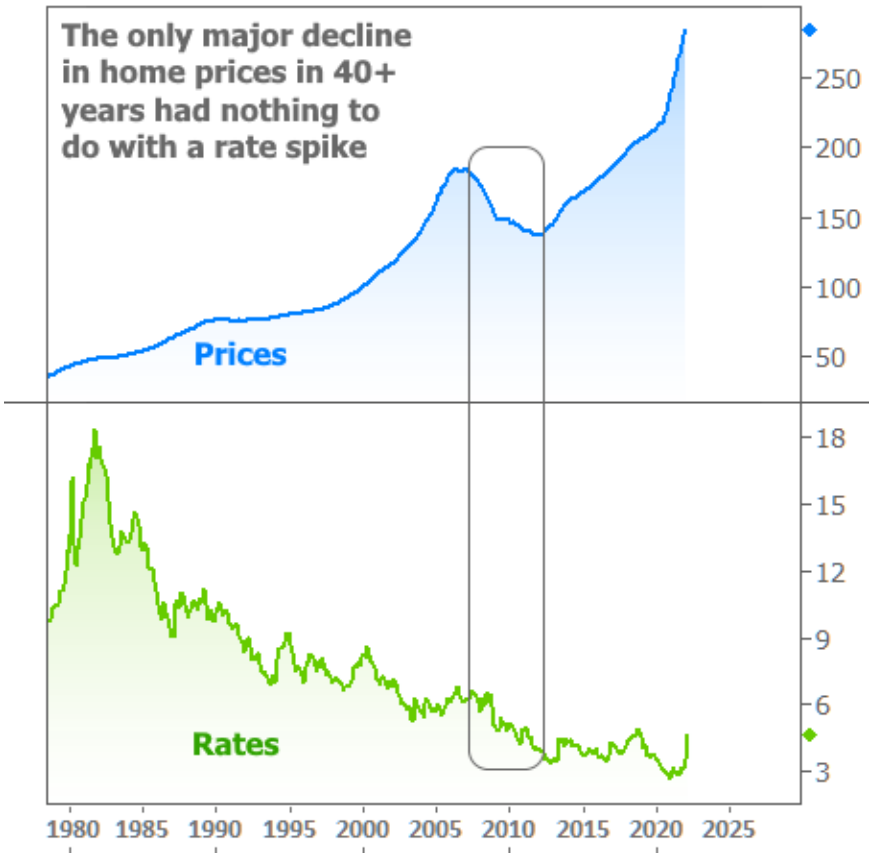

Bottom line: the recent rate spike will almost certainly contribute to a slower pace of home price growth, but it remains to be seen if prices will actually decline. One thought provoking question for those of you who were tuned in to the property market during the financial crisis is this: if you told the average buyer in 2005-2007 and 2020-2022 that their home would lose 20% of its value over the next few years, who would care more? This isn't to say that home prices are invincible, simply that the market dynamics (and underlying loan program availability) are quite different compared to the financial crisis.

Next Wednesday brings the release of the "minutes" from the most recent Fed meeting. With the Fed's policy outlook being one of the key reasons for the abrupt nature of 2022's rate spike, markets are curious to see if the minutes will offer any new insight to the Fed's potential course of action. In addition, trading is often more volatile (for better or worse) in the first few days of a new quarter. As such, by the end of the week, we should have a much better idea of whether rates are indeed serious about leveling off.

Subscribe to my newsletter online at: http://mortgageratesupdate.com/bennett-capital-partners-mortgage-brokers

Recent Economic Data

Date	Event	Actual	Forecast	Prior
Monday, Mar 28				
1:00PM	5-Yr Note Auction (bl)	51		
Tuesday, Mar 29				
9:00AM	Jan Case Shiller Home Prices-20 y/y (%)	19.1	18.4	18.6
9:00AM	Jan FHFA Home Prices y/y (%)	18.2		17.6

Event Importance:

No Stars = Insignificant
☆ Low
★ Moderate
★★ Important
★★ Very Important

© 2026 MBS Live, LLC. - This newsletter is a service of MarketNewsletters.com.

The interest rates provided in this newsletter are national averages from independent data sources. Rate/APR terms may differ from those listed above based on the creditworthiness of the borrower. All information provided "as is" for informational purposes only, not intended for trading purposes or financial advice.

Read or subscribe to my newsletter online at: http://mortgageratesupdate.com/bennett-capital-partners-mortgage-brokers

Date	Event	Actual	Forecast	Prior
10:00AM	Mar Consumer confidence	107.2	107.0	110.5
1:00PM	7-Yr Note Auction (bl)	47		
Wednesday, Mar 30				
7:00AM	w/e MBA Purchase Index	267.1		265.4
7:00AM	w/e MBA Refi Index	1295.1		1522.7
8:15AM	Mar ADP National Employment (k)	455	450	475
8:30AM	Q4 GDP Final (%)	6.9	7.1	7.0
Thursday, Mar 31				
8:30AM	Feb Core PCE Inflation (y/y) (%)	5.4	5.5	5.2
8:30AM	w/e Jobless Claims (k)	202	197	187
9:45AM	Mar Chicago PMI	62.9	57.0	56.3
Friday, Apr 01				
8:30AM	Mar Non-farm payrolls (k)	431	490	678
8:30AM	Mar Unemployment rate mm (%)	3.6	3.7	3.8
8:30AM	Mar Average earnings mm (%)	0.4	0.4	0.0
10:00AM	Feb Construction spending (%)	0.5	1.0	1.3
10:00AM	Mar ISM Mfg Prices Paid	87.1	80.0	75.6
10:00AM	Mar ISM Manufacturing PMI	57.1	59.0	58.6
Tuesday, Apr 05				
10:00AM	Mar ISM N-Mfg Bus Act	55.5		55.1
10:00AM	Mar ISM N-Mfg PMI	58.3	58.4	56.5
Wednesday, Apr 06				
7:00AM	w/e MBA Purchase Index	258.1		267.1
7:00AM	w/e MBA Refi Index	1166.3		1295.1
Friday, Apr 08				
10:00AM	Feb Wholesale inventories mm (%)	2.5	2.1	2.1

© 2026 MBS Live, LLC. - This newsletter is a service of MarketNewsletters.com.

The interest rates provided in this newsletter are national averages from independent data sources. Rate/APR terms may differ from those listed above based on the creditworthiness of the borrower. All information provided "as is" for informational purposes only, not intended for trading purposes or financial advice.

Read or subscribe to my newsletter online at: http://mortgageratesupdate.com/bennett-capital-partners-mortgage-brokers

From Bennett Capital Partners Mortgage Brokers

At Bennett Capital Partners Mortgage Brokers, located on Brickell Avenue in Miami, we are your trusted Florida mortgage broker, specializing in residential and commercial loans.

Our services are tailored to your needs, offering competitive rates and fast turnarounds. Whether you're seeking a conventional, VA, or FHA loan, we've got you covered. We also offer financing for warrantable and non-warrantable condos, condo-tels, first-time homebuyers, foreign nationals, and more.

Our specialties include:

- DSCR loans
- No Doc Loans
- Hard money loans
- Bridge Loans
- Private lending
- Jumbo loans
- Investment property loans
- 100 percent financing

We proudly serve all of Florida, including areas like Edgewater, South Beach, Brickell, Coral Gables, Tampa, Orlando, Fort Lauderdale, Naples, and more. Contact us today for expert mortgage advice and personalized loan solutions across the state!

Philip Bennett

REALTOR®

EQUAL HOUSING OPPORTUNITY

© 2026 MBS Live, LLC. - This newsletter is a service of MarketNewsletters.com.

The interest rates provided in this newsletter are national averages from independent data sources. Rate/APR terms may differ from those listed above based on the creditworthiness of the borrower. All information provided "as is" for informational purposes only, not intended for trading purposes or financial advice.

Read or subscribe to my newsletter online at: http://mortgageratesupdate.com/bennett-capital-partners-mortgage-brokers