Philip Bennett
President, Bennett Capital Partners Mortgage Brokers
Business NMLS # 2046862
1101 Brickell Ave STE 800 Miami, FL 33131

Office: 800-457-9057
Mobile: 305-407-0747
philip@bcpmortgage.com
View My Website

Making Sense of This Week's Fed Drama

The Fed released a new scheduled policy announcement this week as well as updated economic projections. Relative chaos ensued. Let's talk about **why** and what it means going forward.

Background on Fed Funds Rate and Mortgage Rates

There's a fairly prevalent **misconception** that the Fed sets/changes mortgage rates directly. That's really only true for HELOCs (home equity lines of credit, which are often based on a rate that's based on the Fed Funds Rate).

The Fed does not set/change mortgage rates, even though things that happen on "Fed Day" can have a big impact. The rate the Fed changes is the **Fed Funds Rate**, which is a target that big banks use in determining the rates they charge each other for overnight loans.

This rate is important. Even though banks have lots of money, depending on the day's operations, they may need an overnight loan to meet demands on their cash. Some banks have more than enough cash for the day's operations and are thus able to lend that money to the other banks who need cash to balance the day's books.

The Fed Funds Rate thus becomes a key input for the flow of money. It also becomes the **anchor** for all longer term rates. Those rates can vary quite a bit as the time frames get longer. For instance, the yield (another word for "rate") on 30yr Treasury bonds can be vastly different from the Fed Funds Rate. Conversely, 2yr Treasury note yields are usually much closer to the Fed Funds rate because "2 years" is much closer to "overnight."

This spectrum of different rates for different periods of time is known as the yield curve, and it looks like this right now:

National Average Mortgage Rates

Mortgage News Daily	Rate	Change	Points
30YR Fixed	7.33%	**0.00**	0.00
15YR Fixed	7.01%	**+0.02**	0.00
30YR FHA	6.98%	**+0.02**	0.00
30YR Jumbo	7.60%	**0.00**	0.00
7/6 SOFR	6.85%	**+0.03**	0.00
30YR VA	6.99%	**+0.01**	0.00

Rates as of: 10/27

MBS and Treasury

	Price / Yield	Change
MBS UMBS 6.0	99.50	+0.04
10 YR Treasury	4.9947	-0.0041
30 YR Treasury	5.2996	-0.0123

Pricing as of: 10/28 9:07AM EST

Recent Housing Data

		Value	Change
Mortgage Apps	Oct 14	188.6	-5.32%
Building Permits	Sep	1.4M	+0.43%
Housing Starts	Sep	1.22M	-4.24%
New Home Sales	Aug	684K	+12.69%
Pending Home Sales	Aug	71.2	0%
Existing Home Sales	Oct	3.99M	+0.25%
Builder Confidence	Oct	29	-9.38%

© 2026 MBS Live, LLC. - This newsletter is a service of MarketNewsletters.com.

The interest rates provided in this newsletter are national averages from independent data sources. Rate/APR terms may differ from those listed above based on the creditworthiness of the borrower. All information provided "as is" for informational purposes only, not intended for trading purposes or financial advice.

Read or subscribe to my newsletter online at: http://mortgageratesupdate.com/bennett-capital-partners-mortgage-brokers

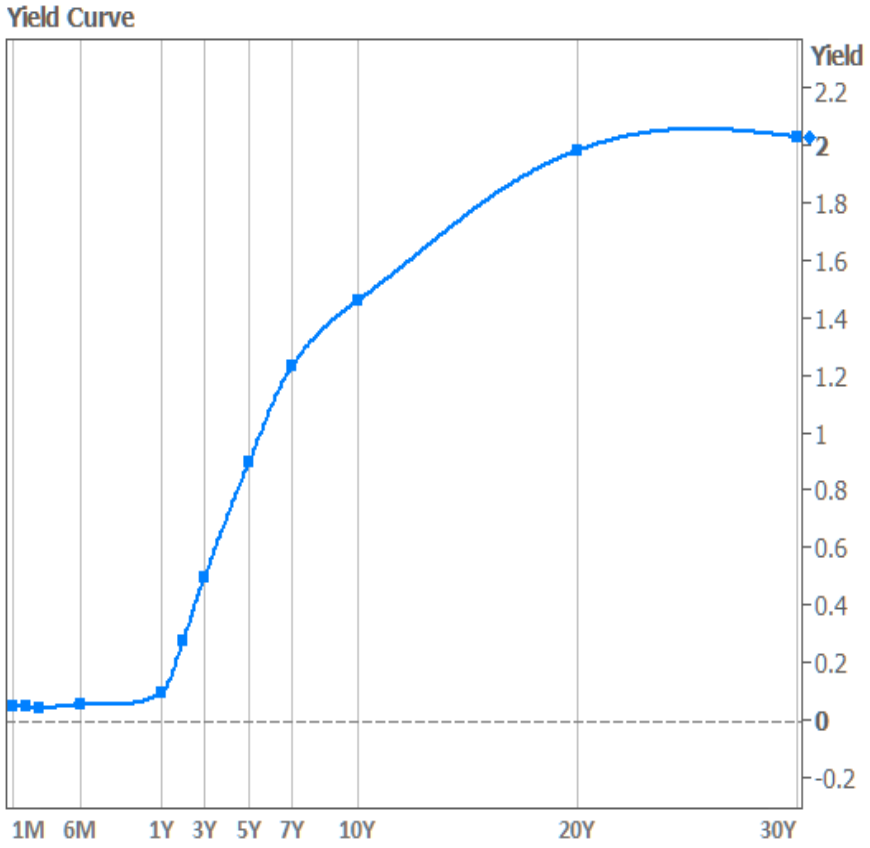

The yield curve is very flat up to the 1yr mark because no one expects the Fed to even **consider** hiking the Fed Funds Rate before then. Rates are higher for longer time frames because investors generally expect higher returns if they're loaning their money for longer periods of time. There are also many other considerations that go into setting longer-term rates, **especially** mortgage rates. The Fed Funds Rate simply provides a starting point for those other considerations, which is why we see correlation in the biggest of pictures:

© 2026 MBS Live, LLC. - This newsletter is a service of MarketNewsletters.com.

The interest rates provided in this newsletter are national averages from independent data sources. Rate/APR terms may differ from those listed above based on the creditworthiness of the borrower. All information provided "as is" for informational purposes only, not intended for trading purposes or financial advice.

Read or subscribe to my newsletter online at: http://mortgageratesupdate.com/bennett-capital-partners-mortgage-brokers

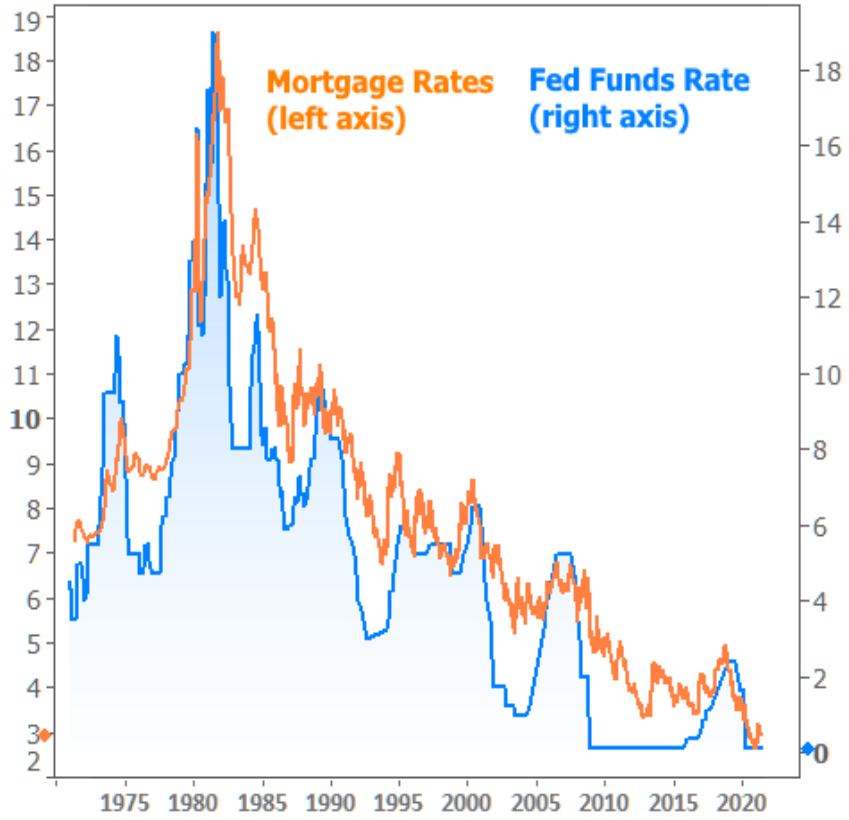

But for all practical purposes, that correlation is **irrelevant** over the few weeks/months that someone is typically in the market for a mortgage rate.

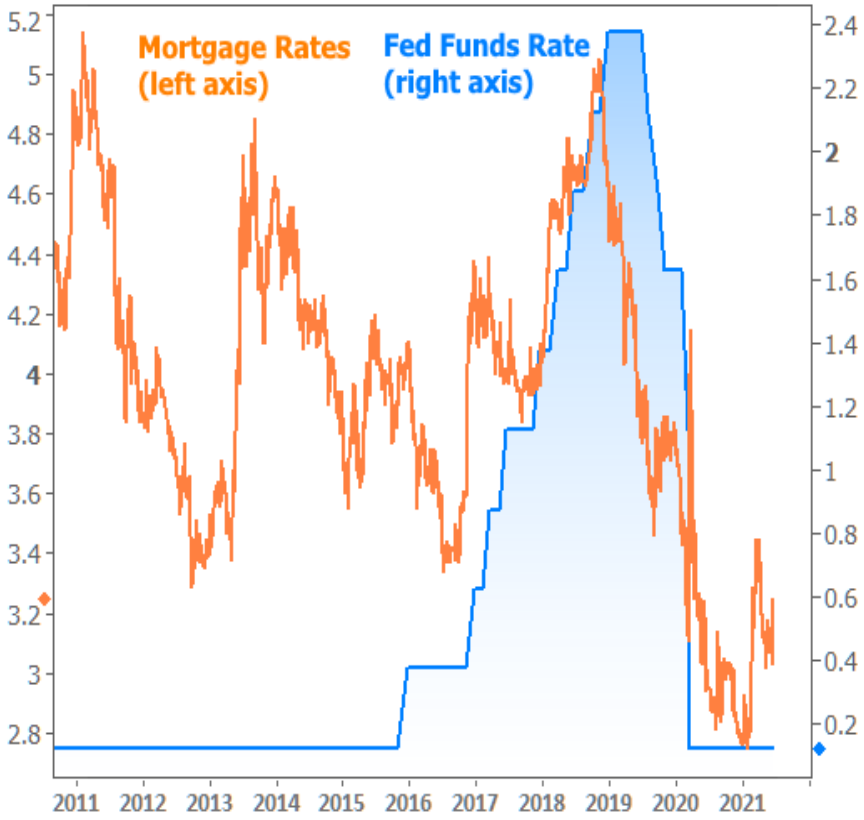

© 2026 MBS Live, LLC. - This newsletter is a service of MarketNewsletters.com.

The interest rates provided in this newsletter are national averages from independent data sources. Rate/APR terms may differ from those listed above based on the creditworthiness of the borrower. All information provided "as is" for informational purposes only, not intended for trading purposes or financial advice.

Read or subscribe to my newsletter online at: http://mortgageratesupdate.com/bennett-capital-partners-mortgage-brokers

Still, a quick change in Fed Funds Rate expectations can reverberate through the yield curve, and that's what we saw this week.

So What Exactly Happened This Week?

In short, the Fed released updated economic projections, which allow each member to forecast Fed Funds Rate levels in coming years. By the Fed's own admission, this is a **highly imperfect** tool and one that almost always misses the mark significantly. Nonetheless, markets tend to react to the "dots" (a reference to the dot plot on which the rate forecasts are presented).

The new installment of the dots shows the median Fed member now thinks the Fed Funds Rate will be **0.5% higher** by the end of 2023 than they did in the last set of forecasts (in March). Remember, the Fed's rate has more of a bearing on shorter-term rates with diminishing returns for longer time frames. With that in mind, here's what happened in 2yr Treasury yields versus 10yr Treasuries.

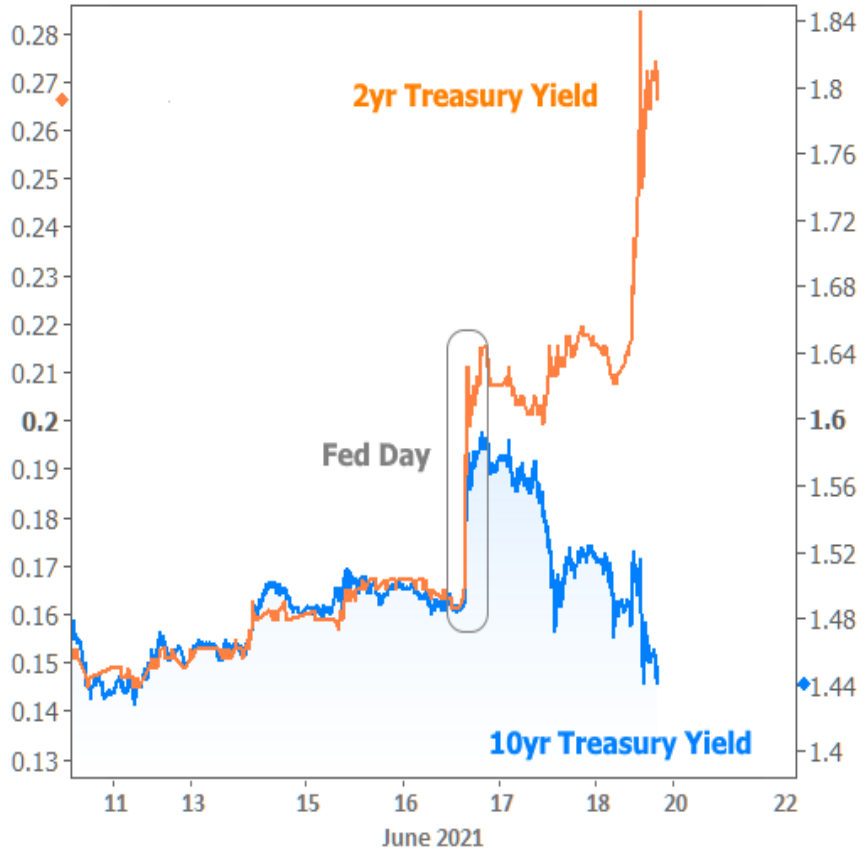

In other words, although longer-term rates had a **token reaction** to the dots, it was truly all about the implications for the **short** end of the yield curve. That's why 10yr yields were able to move back down by the end of the week while 2yr yields continued to panic.

The average 30yr fixed mortgage tends to last between 5 and 10 years. It's only something that can be estimated at the time a mortgage bond is created, but in any event, 10yrs would be very high for such estimates. As such, mortgage rates didn't recover as well as 10yr Treasury yields (because, again, the **longer-lasting bonds did better** after the Fed).

© 2026 MBS Live, LLC. - This newsletter is a service of MarketNewsletters.com.

The interest rates provided in this newsletter are national averages from independent data sources. Rate/APR terms may differ from those listed above based on the creditworthiness of the borrower. All information provided "as is" for informational purposes only, not intended for trading purposes or financial advice.

Read or subscribe to my newsletter online at: http://mortgageratesupdate.com/bennett-capital-partners-mortgage-brokers

The mortgage market is **also concerned** over recent Fed comments about its bond buying programs (the Fed currently buys 2 main types of bonds: US Treasuries and Mortgage-Backed Securities or MBS). Some Fed speakers have suggested that, when it comes time to decrease their bond buying, they may chop the throttle on MBS more quickly than on Treasuries. Lower buying demand from the Fed means MBS prices would fall and rates would rise.

All told, mortgage rates jumped fairly quickly to the highest levels in 2 months--a fact that lies in stark contrast to many of this week's mortgage rate articles. Those articles invariably cite Freddie Mac's weekly rate survey (which is occasionally and **unintentionally misleading**). This should clear things up.

What's Next?

Longer-term rates have shown a **tremendous** amount of resilience in a year that could have easily seen them move much higher. The year is not over though. The resilience could merely exist inside the "intermission" that we've discussed in previous newsletters. Nothing has been written in stone yet. Rates could indeed move higher by the end of the year if the economic data evolves in a way to justify that.

Between now and then, markets will do their best to get inside the Fed's head. Nonfarm Payrolls (via the big jobs report) in early July and various inflation-related reports will provide key opportunities to do that. Volatility can spike for other reasons, but **unless** the economy completely falters or surges, it's hard to make a case for an extreme move in either direction at this point. Volatility is more likely to play out within the confines of a broader rate range.

Subscribe to my newsletter online at: http://mortgageratesupdate.com/bennett-capital-partners-mortgage-brokers

Recent Economic Data

Date	Event	Actual	Forecast	Prior
Tuesday, Jun 15				
8:30AM	May Core Producer Prices YY (%)	4.8	4.8	4.1
8:30AM	May Core Producer Prices MM (%)	0.7	0.5	0.7
8:30AM	May Producer Prices (%)	0.8	0.6	0.6
8:30AM	May Retail Sales (%)	-1.3	-0.8	0.0
8:30AM	Jun NY Fed Manufacturing	17.40	23.00	24.30
9:15AM	May Industrial Production (%)	0.8	0.6	0.7
10:00AM	Jun NAHB housing market indx	81	83	83
10:00AM	Apr Business Inventories (%)	-0.2	-0.1	0.3
Wednesday, Jun 16				
7:00AM	w/e MBA Purchase Index	266.3		262.1
7:00AM	w/e MBA Refi Index	3026.6		2869.2
8:30AM	May House starts mm: change (%)	3.6		-9.5
8:30AM	May Export prices mm (%)	2.2	0.8	0.8
8:30AM	May Import prices mm (%)	1.1	0.8	0.7
8:30AM	May Housing starts number mm (ml)	1.572	1.630	1.569
8:30AM	May Build permits: change mm (%)	-3.0		-1.3
8:30AM	May Building permits: number (ml)	1.681	1.730	1.733
2:00PM	N/A FOMC rate decision (%)	0.125	0.125	0.125
2:30PM	Powell Press Conference			

Event Importance:

No Stars = Insignificant
☆ Low
★ Moderate
★★ Important
★★ Very Important

© 2026 MBS Live, LLC. - This newsletter is a service of MarketNewsletters.com.

The interest rates provided in this newsletter are national averages from independent data sources. Rate/APR terms may differ from those listed above based on the creditworthiness of the borrower. All information provided "as is" for informational purposes only, not intended for trading purposes or financial advice.

Read or subscribe to my newsletter online at: http://mortgageratesupdate.com/bennett-capital-partners-mortgage-brokers

Date	Event	Actual	Forecast	Prior
Thursday, Jun 17				
8:30AM	Jun Philly Fed Business Index	30.7	31.0	31.5
8:30AM	w/e Jobless Claims (k)	412	380	376
8:30AM	w/e Continued Claims (ml)	3.518	3.458	3.499
10:00AM	May Leading index chg mm (%)	+1.3	1.3	1.6
Tuesday, Jun 22				
10:00AM	May Existing home sales (ml)	5.80	5.72	5.85
10:00AM	May Exist. home sales % chg (%)	-0.9	2.0	-2.7
Wednesday, Jun 23				
7:00AM	MBA Purchase Index	268.0		266.3
7:00AM	MBA Refi Index	3110.3		3026.6
9:45AM	Jun Markit Composite PMI	63.9		68.7
10:00AM	May New Home Sales (ml)	0.769	0.870	0.863
10:00AM	May New Home Sales (%) (%)	-5.9		-5.9
1:00PM	5-Yr Note Auction (bl)	61		
Thursday, Jun 24				
8:30AM	Q1 GDP Final (%)	6.4	6.4	6.4
8:30AM	May Core CapEx (%)	-0.1	0.6	2.2
8:30AM	May Durable goods (%)	2.3	2.8	-1.3
1:00PM	7-Yr Note Auction (bl)	62		
Friday, Jun 25				
8:30AM	May Core PCE Inflation (y/y) (%)	3.4	3.4	3.1
10:00AM	Jun Sentiment: 5y Inflation (%)	2.8		2.8
10:00AM	Jun Sentiment: 1y Inflation (%)	4.2		4.0
10:00AM	Jun Consumer Sentiment (ip)	85.5	86.5	86.4

© 2026 MBS Live, LLC. - This newsletter is a service of MarketNewsletters.com.

The interest rates provided in this newsletter are national averages from independent data sources. Rate/APR terms may differ from those listed above based on the creditworthiness of the borrower. All information provided "as is" for informational purposes only, not intended for trading purposes or financial advice.

Read or subscribe to my newsletter online at: http://mortgageratesupdate.com/bennett-capital-partners-mortgage-brokers

From Bennett Capital Partners Mortgage Brokers

At Bennett Capital Partners Mortgage Brokers, located on Brickell Avenue in Miami, we are your trusted Florida mortgage broker, specializing in residential and commercial loans.

Our services are tailored to your needs, offering competitive rates and fast turnarounds. Whether you're seeking a conventional, VA, or FHA loan, we've got you covered. We also offer financing for warrantable and non-warrantable condos, condo-tels, first-time homebuyers, foreign nationals, and more.

Our specialties include:

- DSCR loans
- No Doc Loans
- Hard money loans
- Bridge Loans
- Private lending
- Jumbo loans
- Investment property loans
- 100 percent financing

We proudly serve all of Florida, including areas like Edgewater, South Beach, Brickell, Coral Gables, Tampa, Orlando, Fort Lauderdale, Naples, and more. Contact us today for expert mortgage advice and personalized loan solutions across the state!

Philip Bennett

REALTOR®

EQUAL HOUSING OPPORTUNITY

© 2026 MBS Live, LLC. - This newsletter is a service of MarketNewsletters.com.

The interest rates provided in this newsletter are national averages from independent data sources. Rate/APR terms may differ from those listed above based on the creditworthiness of the borrower. All information provided "as is" for informational purposes only, not intended for trading purposes or financial advice.

Read or subscribe to my newsletter online at: http://mortgageratesupdate.com/bennett-capital-partners-mortgage-brokers