Philip Bennett
President, Bennett Capital Partners Mortgage Brokers
Business NMLS # 2046862
1101 Brickell Ave STE 800 Miami, FL 33131

Office: 800-457-9057
Mobile: 305-407-0747
philip@bcpmortgage.com
View My Website

Victory For Rates; Hope For Housing Inventory?

2021 hasn't been a great year for mortgage rates--at least not as far as their trajectory is concerned. But that **could be changing**. Even if things don't get any better from here, the past 3 weeks are collectively the best we've seen since January.

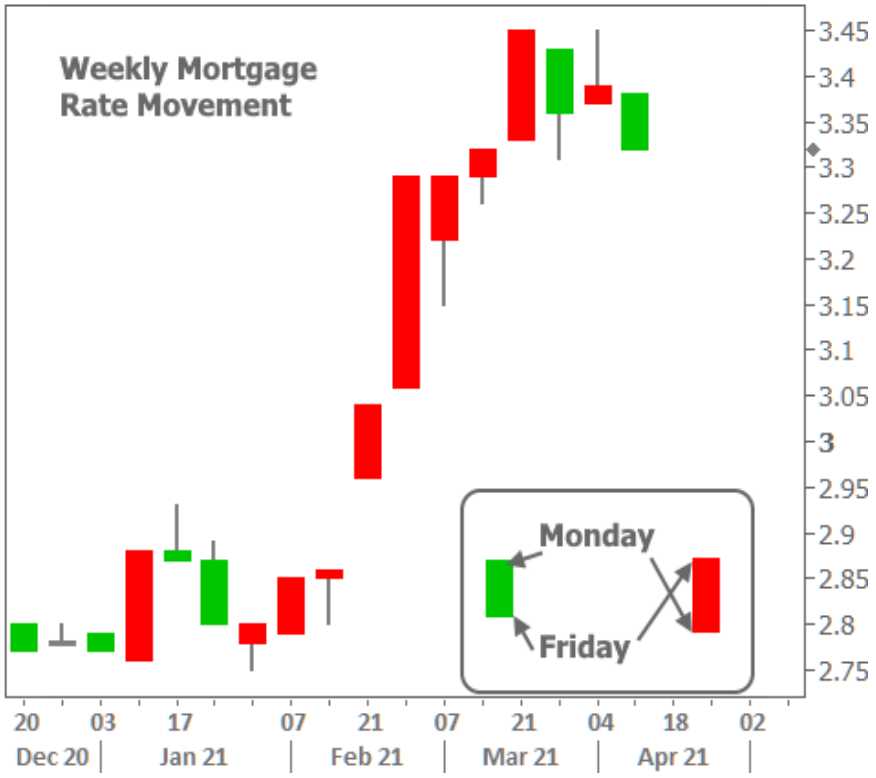

Mortgage rates are primarily driven by day-to-day movement in the bond market. There is a particularly strong correlation between 10yr Treasury yields and mortgage rates. While this definitely **wasn't** the case for much of 2020, the correlation is now generally back intact. As such, the ability of 10yr Treasury yields to remain under a ceiling of 1.75% has coincided with resilience in the mortgage market.

National Average Mortgage Rates

Mortgage News Daily	Rate	Change	Points
30YR Fixed	7.33%	**0.00**	0.00
15YR Fixed	7.01%	**+0.02**	0.00
30YR FHA	6.98%	**+0.02**	0.00
30YR Jumbo	7.60%	**0.00**	0.00
7/6 SOFR	6.85%	**+0.03**	0.00
30YR VA	6.99%	**+0.01**	0.00

Rates as of: 10/27

MBS and Treasury

	Price / Yield	Change
MBS UMBS 6.0	99.50	+0.05
10 YR Treasury	4.9952	-0.0036
30 YR Treasury	5.3007	-0.0112

Pricing as of: 10/28 9:09AM EST

Recent Housing Data

		Value	Change
Mortgage Apps	Oct 14	188.6	-5.32%
Building Permits	Sep	1.4M	+0.43%
Housing Starts	Sep	1.22M	-4.24%
New Home Sales	Aug	684K	+12.69%
Pending Home Sales	Aug	71.2	0%
Existing Home Sales	Oct	3.99M	+0.25%
Builder Confidence	Oct	29	-9.38%

© 2026 MBS Live, LLC. - This newsletter is a service of MarketNewsletters.com.

The interest rates provided in this newsletter are national averages from independent data sources. Rate/APR terms may differ from those listed above based on the creditworthiness of the borrower. All information provided "as is" for informational purposes only, not intended for trading purposes or financial advice.

Read or subscribe to my newsletter online at: http://mortgageratesupdate.com/bennett-capital-partners-mortgage-brokers

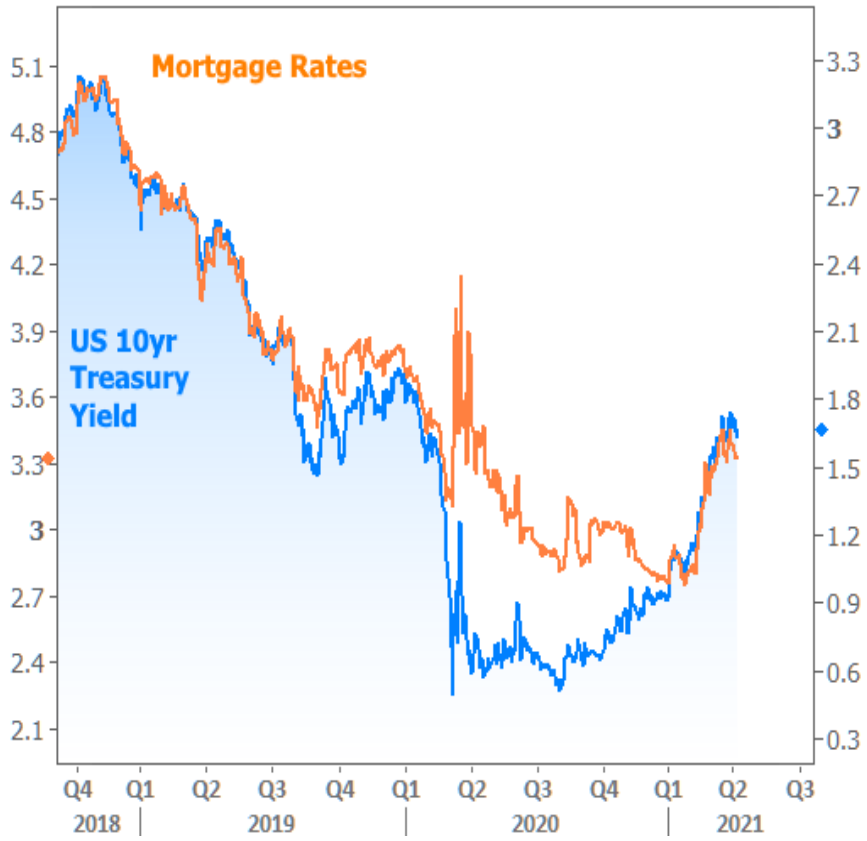

If we zoom in on the blue line, we can see 10yr yields departing their prevailing trend for 2021 and starting to move **sideways** in recent weeks.

© 2026 MBS Live, LLC. - This newsletter is a service of MarketNewsletters.com.

The interest rates provided in this newsletter are national averages from independent data sources. Rate/APR terms may differ from those listed above based on the creditworthiness of the borrower. All information provided "as is" for informational purposes only, not intended for trading purposes or financial advice.

Read or subscribe to my newsletter online at: http://mortgageratesupdate.com/bennett-capital-partners-mortgage-brokers

It was only a matter of time before the rate spike gave way to this sort of consolidation. The bigger question is **how long it will last** and how much lower might rates go?

Financial markets are **always** doing their best to **predict** the answers to all those types of questions. In other words, if we knew rates would go much lower or higher with certainty, they'd already be there. Traders are waiting to see if a recent uptick in covid cases poses a material threat. New variants are of particular concern, but financial markets won't be too bothered unless numbers increase enough for more widespread lockdowns.

In general, "bad things" (more covid, weaker economy) are good for rates, but the opposite is also true (less covid and a stronger economy = higher rates). With that general truth in mind, it comes as somewhat of a **surprise** to see this week's strong economic data juxtaposed with the decent showing for rates.

Leading the charge was a key report on the services sector, the ISM Non-Manufacturing Index. Along with its twin report on the Manufacturing sector, ISM provides a timely barometer for the broad economy (we'll be waiting waiting several more weeks for the first Q1 GDP estimate). Getting to the point, this week's ISM report was quite strong--the **strongest on record**, in fact.

© 2026 MBS Live, LLC. - This newsletter is a service of MarketNewsletters.com.

The interest rates provided in this newsletter are national averages from independent data sources. Rate/APR terms may differ from those listed above based on the creditworthiness of the borrower. All information provided "as is" for informational purposes only, not intended for trading purposes or financial advice.

Read or subscribe to my newsletter online at: http://mortgageratesupdate.com/bennett-capital-partners-mortgage-brokers

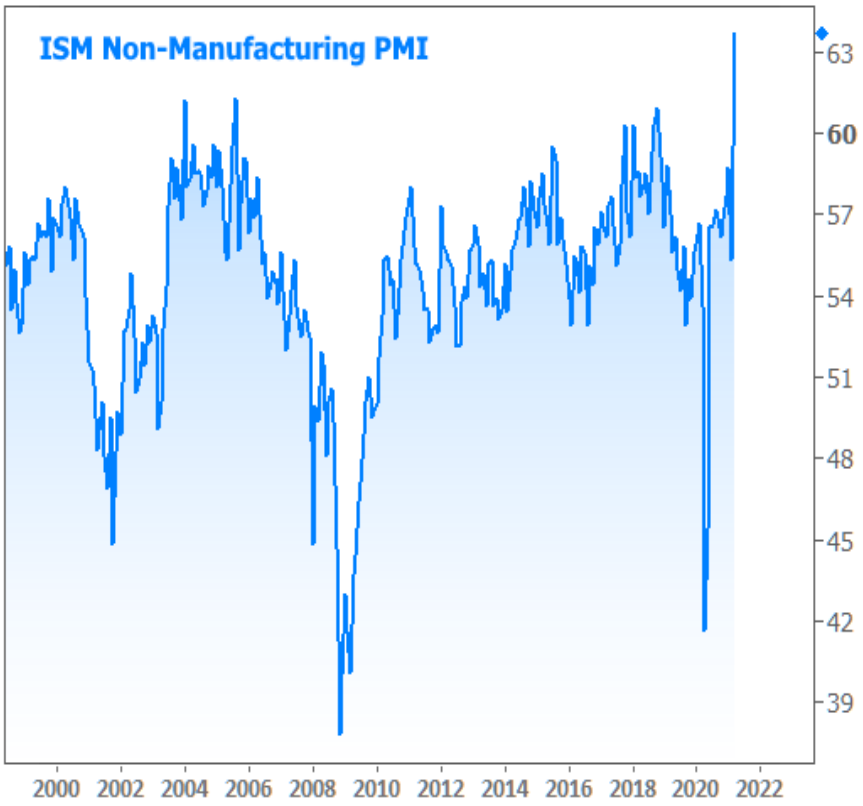

The Producer Price Index, which measures inflation at the wholesale level, put on a similar show.

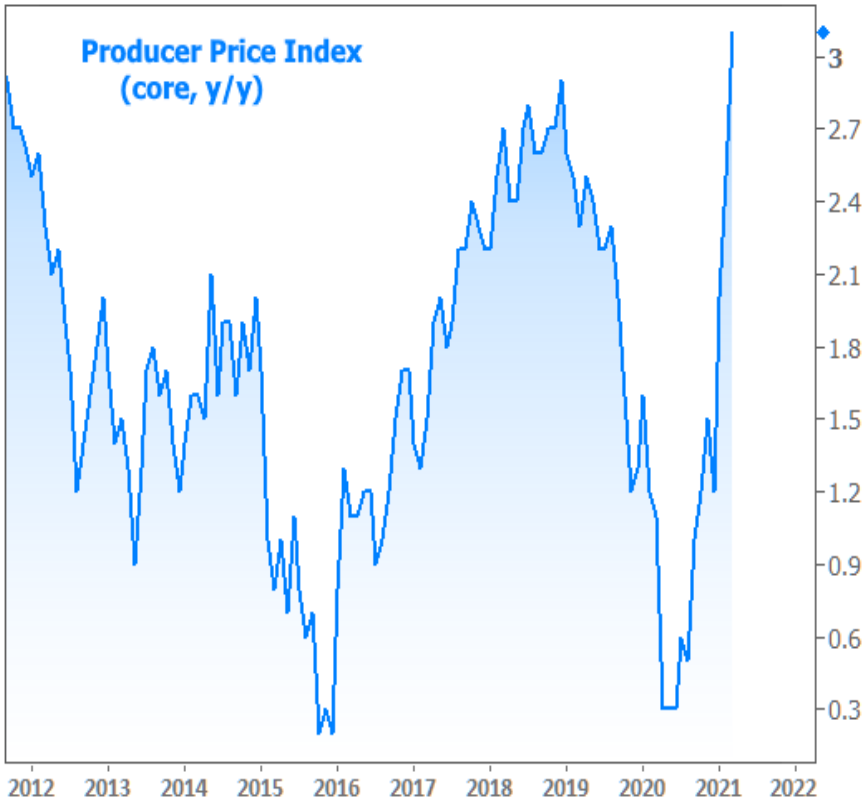

© 2026 MBS Live, LLC. - This newsletter is a service of MarketNewsletters.com.

The interest rates provided in this newsletter are national averages from independent data sources. Rate/APR terms may differ from those listed above based on the creditworthiness of the borrower. All information provided "as is" for informational purposes only, not intended for trading purposes or financial advice.

Read or subscribe to my newsletter online at: http://mortgageratesupdate.com/bennett-capital-partners-mortgage-brokers

While students of the 70s and 80s will tell you this comes **nowhere close** to a record, it's a lot higher than it was. And high inflation implies higher rates. As such, it would be fair to expect upward pressure on rates, but rates actually **FELL** on the day of the report. They did the same on the day of the strong ISM report--also a counterintuitive movement.

What's up with that?

Remember that sentence about financial markets always trying to trade the future to the best of their ability? This is one big reason for the rate spike already seen in 2021. Markets have **expected** inflation and economic data to improve. In that sense, the strong data is really just confirmation of what was already assumed.

Rates also have considerations beyond the economic data. Covid, of course, is chief among those. If epidemiologists and traders are concerned about rising case counts (and new variants), those concerns can take center stage. After all, the course of the pandemic will ultimately have a **big say** in the trajectory of the economy.

Finally, there are considerations that speak more to the nuts and bolts of the bond market, even if they can be traced back to the pandemic and the economy. Specifically, the **issuance** of **new Treasury debt** (which is used to pay for things like covid relief bills and other federal spending) is one of the most important components of the interest rate equation. Perhaps more than anything else, big increases in Treasury issuance have been responsible for the most obvious upticks in rates at various times over the past 5 years.

With that in mind, **anything** that suggests the government might have a harder time spending as much money as previously thought could be good for rates. West Virginia's Senator Manchin provided exactly that on Thursday with an op-ed that called the $2.3 trillion infrastructure plan into question. Manchin is extremely important on this front because democrats can't pass the legislation without his vote.

Some form of the infrastructure plan will eventually pass, but if it's smaller than $2.3 trillion or if it takes longer to happen, there are incremental benefits for the bond market due to lighter Treasury supply (i.e. downward pressure on rates, all other things being equal).

On the demand side of the equation, we'll learn more about how traders are feeling next week. Monday and Tuesday bring 3 big Treasury auctions (3 and 10yr notes on Mon and 30yr bonds on Tue). Bidding statistics are released immediately following the auctions and can have a noticeable impact on rates--occasionally **setting the tone for entire weeks** in 2021.

For all the focus on rates, **what's the damage?** We looked at that in terms of sales and prices last week, so let's look at mortgage applications this week. There's no question that apps are down due to the rate spike.

© 2026 MBS Live, LLC. - This newsletter is a service of MarketNewsletters.com.

The interest rates provided in this newsletter are national averages from independent data sources. Rate/APR terms may differ from those listed above based on the creditworthiness of the borrower. All information provided "as is" for informational purposes only, not intended for trading purposes or financial advice.

Read or subscribe to my newsletter online at: http://mortgageratesupdate.com/bennett-capital-partners-mortgage-brokers

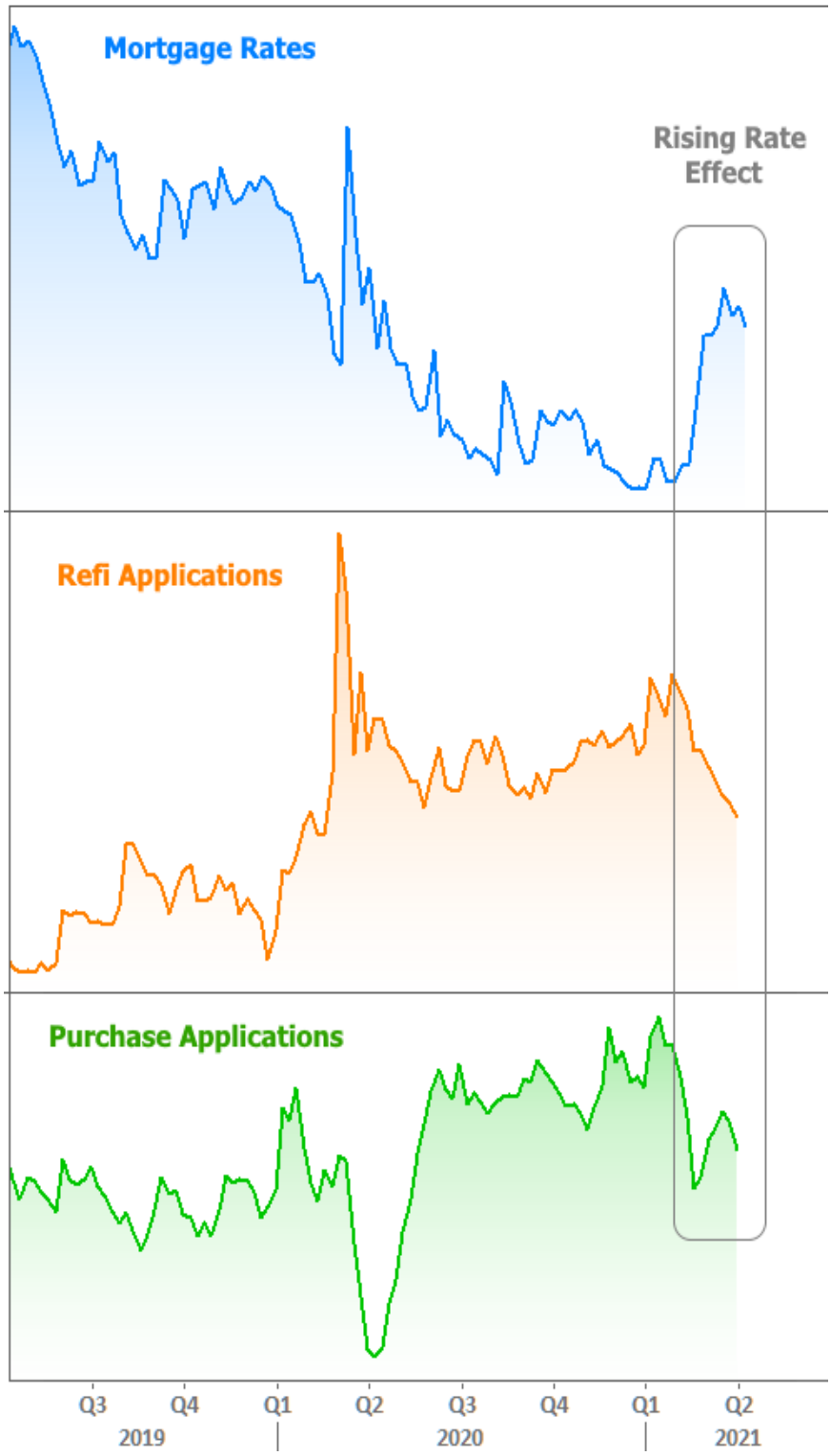

But if we zoom out, we can see that current levels are still **well above** those seen in 2019. In fact, you'd have to go **all the way back** to early 2013 to see more refinance demand and **more than a decade** to see higher purchase demand, and that's with the lowest inventory levels on record. Purchase applications would likely be significantly higher if inventory were anywhere close to pre-pandemic levels.

© 2026 MBS Live, LLC. - This newsletter is a service of MarketNewsletters.com.

The interest rates provided in this newsletter are national averages from independent data sources. Rate/APR terms may differ from those listed above based on the creditworthiness of the borrower. All information provided "as is" for informational purposes only, not intended for trading purposes or financial advice.

Read or subscribe to my newsletter online at: http://mortgageratesupdate.com/bennett-capital-partners-mortgage-brokers

The inventory situation could improve if Fannie Mae's Housing Survey is any indication. The number of respondents who said it was a "**good time to sell**" surged to the highest level since before the pandemic.

© 2026 MBS Live, LLC. - This newsletter is a service of MarketNewsletters.com.

The interest rates provided in this newsletter are national averages from independent data sources. Rate/APR terms may differ from those listed above based on the creditworthiness of the borrower. All information provided "as is" for informational purposes only, not intended for trading purposes or financial advice.

Read or subscribe to my newsletter online at: http://mortgageratesupdate.com/bennett-capital-partners-mortgage-brokers

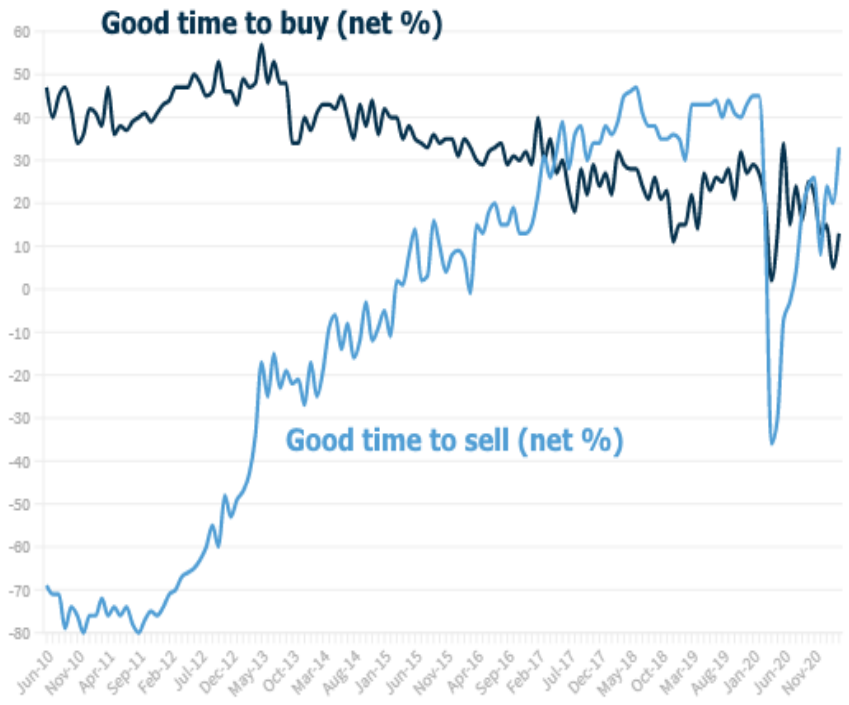

Subscribe to my newsletter online at: http://mortgageratesupdate.com/bennett-capital-partners-mortgage-brokers

Recent Economic Data

Date	Event	Actual	Forecast	Prior
Monday, Apr 05				
10:00AM	Mar ISM N-Mfg PMI	63.7	59.0	55.3
10:00AM	Feb Factory orders mm (%)	-0.8	-0.5	2.6
Wednesday, Apr 07				
7:00AM	w/e MBA Purchase Index	283.6		297.3
7:00AM	w/e MBA Refi Index	3068.8		3242.1
8:30AM	Feb International trade mm $ (bl)	-71.1	-70.5	-68.2
3:00PM	Feb Consumer credit (bl)	+27.58	5.00	-1.31
Thursday, Apr 08				
8:30AM	w/e Jobless Claims (k)	744	700	719
Friday, Apr 09				
8:30AM	Mar Producer Prices (%)	1.0	0.5	0.5
8:30AM	Mar Core Producer Prices YY (%)	3.1	2.7	2.5
10:00AM	Feb Wholesale sales mm (%)	-0.8	1.4	4.9
10:00AM	Feb Wholesale inventories mm (%)	0.6	0.5	0.5
Monday, Apr 12				
11:30AM	3-Yr Note Auction (bl)	58		

Event Importance:

No Stars = Insignificant
☆ Low
★ Moderate
★★ Important
★★ Very Important

© 2026 MBS Live, LLC. - This newsletter is a service of MarketNewsletters.com.

The interest rates provided in this newsletter are national averages from independent data sources. Rate/APR terms may differ from those listed above based on the creditworthiness of the borrower. All information provided "as is" for informational purposes only, not intended for trading purposes or financial advice.

Read or subscribe to my newsletter online at: http://mortgageratesupdate.com/bennett-capital-partners-mortgage-brokers

Date	Event	Actual	Forecast	Prior
1:00PM	10-yr Note Auction (bl)	38		
Tuesday, Apr 13				
8:30AM	Mar Core CPI (Annual) (%)	1.6	1.5	1.3
1:00PM	30-Yr Bond Auction (bl)	24		
Wednesday, Apr 14				
7:00AM	w/e MBA Purchase Index	279.5		283.6
7:00AM	w/e MBA Refi Index	2916.7		3068.8
8:30AM	Mar Import prices mm (%)	1.2	1.0	1.3
8:30AM	Mar Export prices mm (%)	2.1	1.0	1.6
Thursday, Apr 15				
8:30AM	Apr Philly Fed Business Index	50.2	42.0	51.8
8:30AM	Mar Retail Sales (%)	9.8	5.9	-3.0
8:30AM	Apr NY Fed Manufacturing	26.30	20.00	17.40
9:15AM	Mar Industrial Production (%)	1.4	2.8	-2.2
10:00AM	Feb Business Inventories (%)	0.5	0.5	0.3
10:00AM	Apr NAHB housing market indx	83	83	82
Friday, Apr 16				
8:30AM	Mar House starts mm: change (%)	19.4		-10.3
8:30AM	Mar Building permits: number (ml)	1.766	1.750	1.720
8:30AM	Mar Housing starts number mm (ml)	1.739	1.617	1.421
8:30AM	Mar Build permits: change mm (%)	2.7		-8.8
10:00AM	Apr 5yr Inflation Outlook (%)	2.7		2.7
10:00AM	Apr Consumer Sentiment	86.5	89.6	84.9
10:00AM	Apr 1yr Inflation Outlook (%)	3.7		3.1

© 2026 MBS Live, LLC. - This newsletter is a service of MarketNewsletters.com.

The interest rates provided in this newsletter are national averages from independent data sources. Rate/APR terms may differ from those listed above based on the creditworthiness of the borrower. All information provided "as is" for informational purposes only, not intended for trading purposes or financial advice.

Read or subscribe to my newsletter online at: http://mortgageratesupdate.com/bennett-capital-partners-mortgage-brokers

From Bennett Capital Partners Mortgage Brokers

At Bennett Capital Partners Mortgage Brokers, located on Brickell Avenue in Miami, we are your trusted Florida mortgage broker, specializing in residential and commercial loans.

Our services are tailored to your needs, offering competitive rates and fast turnarounds. Whether you're seeking a conventional, VA, or FHA loan, we've got you covered. We also offer financing for warrantable and non-warrantable condos, condo-tels, first-time homebuyers, foreign nationals, and more.

Our specialties include:

- DSCR loans
- No Doc Loans
- Hard money loans
- Bridge Loans
- Private lending
- Jumbo loans
- Investment property loans
- 100 percent financing

We proudly serve all of Florida, including areas like Edgewater, South Beach, Brickell, Coral Gables, Tampa, Orlando, Fort Lauderdale, Naples, and more. Contact us today for expert mortgage advice and personalized loan solutions across the state!

Philip Bennett

REALTOR®

EQUAL HOUSING OPPORTUNITY

© 2026 MBS Live, LLC. - This newsletter is a service of MarketNewsletters.com.

The interest rates provided in this newsletter are national averages from independent data sources. Rate/APR terms may differ from those listed above based on the creditworthiness of the borrower. All information provided "as is" for informational purposes only, not intended for trading purposes or financial advice.

Read or subscribe to my newsletter online at: http://mortgageratesupdate.com/bennett-capital-partners-mortgage-brokers