Philip Bennett
President, Bennett Capital Partners Mortgage Brokers
Business NMLS # 2046862
1101 Brickell Ave STE 800 Miami, FL 33131

Office: 800-457-9057
Mobile: 305-407-0747
philip@bcpmortgage.com
View My Website

Let's Shatter Some Housing/Mortgage Misconceptions

It's easy enough for media outlets to accurately report the underlying facts when it comes to mortgage rates and housing. It seems far harder to find consensus when it comes to interpreting those facts. Let's clear up some of the misconceptions driving this phenomenon as we recap the week's market movement and housing-related developments.

For many consumers and reporters (and unfortunately, more than a few loan originators), the **most glaring source of confusion** at the moment is the discrepancy between 10yr Treasury yields and mortgage rates. The 10yr yield, above all other interest rates, has long been thought to dictate mortgage rate movement. In a way, it **actually does that**, but not to such an extent that mortgage rates always follow in lock-step.

The 10yr is the most widely traded longer-term bond in the US Treasury complex. It's a benchmark by which **all other long-term rates are judged** and measured. Investors are essentially faced with a choice to buy a risk free bond from the US government at a lower rate of return or a substantially similar bond at a higher rate of return, but that also carries additional risks.

MBS (the mortgage-backed securities that underlie mortgage rates) are just such an investment! The **biggest risk** for the MBS investor is a rapid change in refi demand. In fact, if borrowers were forced to hold their mortgage for the entire term, mortgage rates would be extremely close to Treasury yields and the gap between the two would be almost perfectly constant.

But borrowers can and will continue to refinance when rates drop enough or keep their loans longer than expected if rates are on the rise. Changes in refi behavior directly affect investors' returns. That's why mortgage rates are **higher** than Treasury yields. The **spread compensates** investors for the extra uncertainty.

When rate volatility is within historic norms, the spread between MBS and Treasuries **doesn't** move too quickly. But when rates are changing massively--as they have in 2019--it can do a lot of damage, and investors will quickly demand much higher spreads before buying MBS. This translates to mortgage rates being **higher** than they otherwise would be if they were keeping consistent pace with Treasuries.

National Average Mortgage Rates

Mortgage News Daily	Rate	Change	Points
30YR Fixed	7.33%	**0.00**	0.00
15YR Fixed	7.01%	**+0.02**	0.00
30YR FHA	6.98%	**+0.02**	0.00
30YR Jumbo	7.60%	**0.00**	0.00
7/6 SOFR	6.85%	**+0.03**	0.00
30YR VA	6.99%	**+0.01**	0.00

Rates as of: 10/27

MBS and Treasury

	Price / Yield	Change
MBS UMBS 6.0	99.37	**-0.09**
10 YR Treasury	5.0098	**+0.0110**
30 YR Treasury	5.3082	**-0.0037**

Pricing as of: 10/28 8:06AM EST

Recent Housing Data

		Value	Change
Mortgage Apps	Oct 14	188.6	-5.32%
Building Permits	Sep	1.4M	+0.43%
Housing Starts	Sep	1.22M	-4.24%
New Home Sales	Aug	684K	+12.69%
Pending Home Sales	Aug	71.2	0%
Existing Home Sales	Oct	3.99M	+0.25%
Builder Confidence	Oct	29	-9.38%

© 2026 MBS Live, LLC. - This newsletter is a service of MarketNewsletters.com.

The interest rates provided in this newsletter are national averages from independent data sources. Rate/APR terms may differ from those listed above based on the creditworthiness of the borrower. All information provided "as is" for informational purposes only, not intended for trading purposes or financial advice.

Read or subscribe to my newsletter online at: http://mortgageratesupdate.com/bennett-capital-partners-mortgage-brokers

Fortunately, MBS are similar enough to Treasuries to have been benefiting from the broader drop in rates. As such, mortgage rates are indeed at long-term lows. They're just not as low as some would expect. The following chart shows how MBS prices were moving in relative lock-step with Treasuries followed by the big divergence in August.

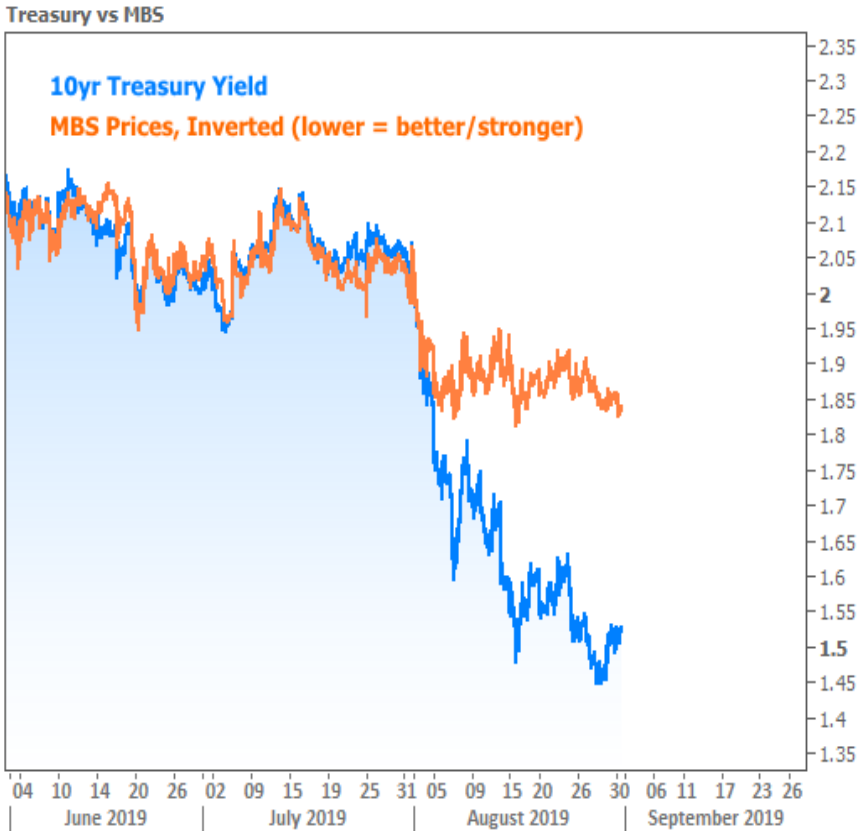

That was August's big story when it comes to rates. This week's big story is **much cooler**. It involves MBS beginning to push their spread back in the other direction (something we expected to see as soon as it looked like the drop in Treasury yields was leveling-off). The following chart has the same two lines, but the y-axis scaling has been adjusted so we can zoom in and look at this week's relative performance.

© 2026 MBS Live, LLC. - This newsletter is a service of MarketNewsletters.com.

The interest rates provided in this newsletter are national averages from independent data sources. Rate/APR terms may differ from those listed above based on the creditworthiness of the borrower. All information provided "as is" for informational purposes only, not intended for trading purposes or financial advice.

Read or subscribe to my newsletter online at: http://mortgageratesupdate.com/bennett-capital-partners-mortgage-brokers

To bring all this home, here's how **actual mortgage rates** have moved relative to Treasuries:

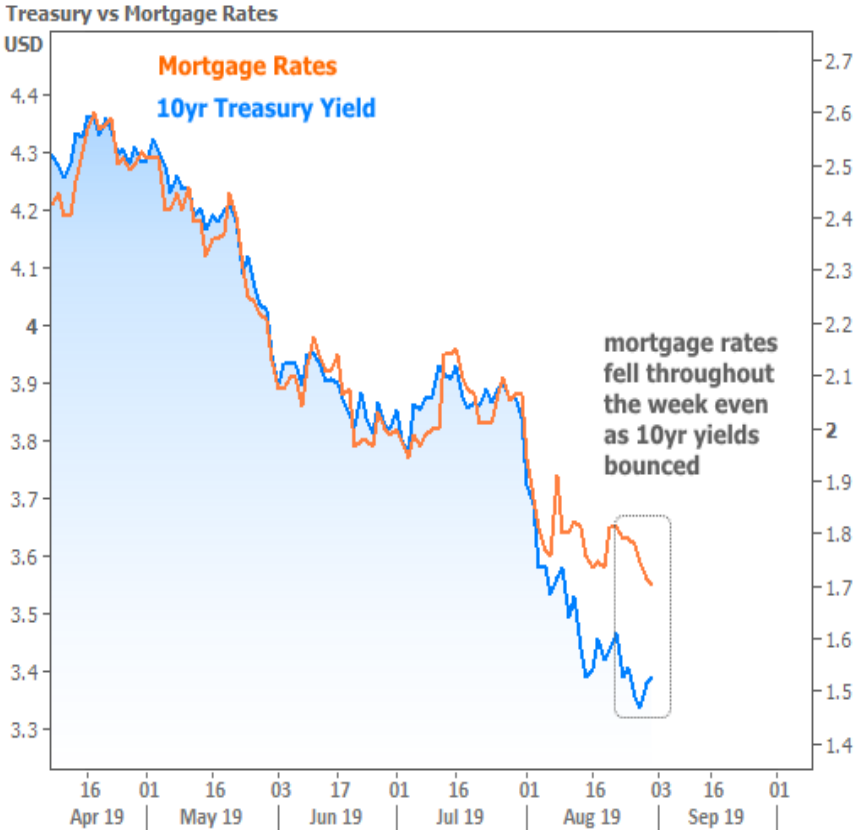

© 2026 MBS Live, LLC. - This newsletter is a service of MarketNewsletters.com.

The interest rates provided in this newsletter are national averages from independent data sources. Rate/APR terms may differ from those listed above based on the creditworthiness of the borrower. All information provided "as is" for informational purposes only, not intended for trading purposes or financial advice.

Read or subscribe to my newsletter online at: http://mortgageratesupdate.com/bennett-capital-partners-mortgage-brokers

Even though mortgage rates may not have fallen as fast as Treasuries, they've fallen more than enough to spark the first real **refi boom** we've seen since 2016. Some news stories from this week called the refi boom into question because the number of refinance applications declined week-over-week, but this is absolutely to be expected. The following chart shows how rising refi demand will periodically level-off even as rates continue lower.

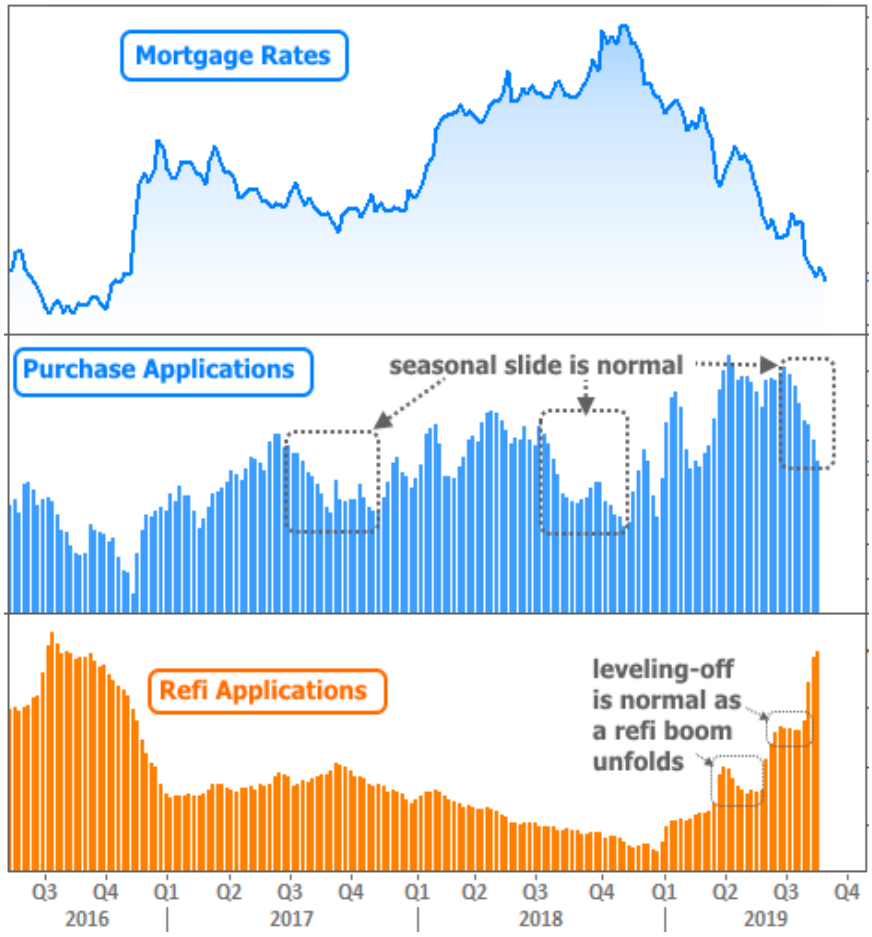

Incidentally, the purchase application data was another source of confusion this week. Several news outlets cited the decline as evidence that buying demand was shrinking. Someone should let them know that **mortgage application data is not seasonally adjusted** and that the August decline looks almost exactly the same almost every year. Even then, this is WEEKLY data (whereas most reports are monthly), and there will always be some degree of "noise" even if we were viewing it in seasonally adjusted terms. The noise wouldn't be nearly as noticeable if this were a monthly report.

But even in monthly housing-related reports, we were faced with some mixed messages. The highly-regarded **Pending Home Sales** data was released for the month of July this week, and it showed what some referred to as a troubling or mysterious decline. Even some industry experts concluded that lower mortgage rates weren't having the expected effect on home purchase demand.

This one is more debatable than the other examples of 'misconceptions.' It is true that Pending Sales declined in July. It is also true that the decline **COULD** be indicative of some issue that's holding back healthier housing demand. On the other hand, it's a good idea to remember that even the monthly housing data is noisy, with multiple examples of declines even in broader trends of improvement.

© 2026 MBS Live, LLC. - This newsletter is a service of MarketNewsletters.com.

The interest rates provided in this newsletter are national averages from independent data sources. Rate/APR terms may differ from those listed above based on the creditworthiness of the borrower. All information provided "as is" for informational purposes only, not intended for trading purposes or financial advice.

Read or subscribe to my newsletter online at: http://mortgageratesupdate.com/bennett-capital-partners-mortgage-brokers

I'm not saying this is definitely going to be a broader trend of improvement and that you should ignore the decline--simply that the single month's decline **doesn't really tell us anything** conclusive. Add to that the fact that Pending Sales were still very close to unchanged in year-over-year terms and a better conclusion might be that sales have leveled-off after recovering from late 2018's weakness.

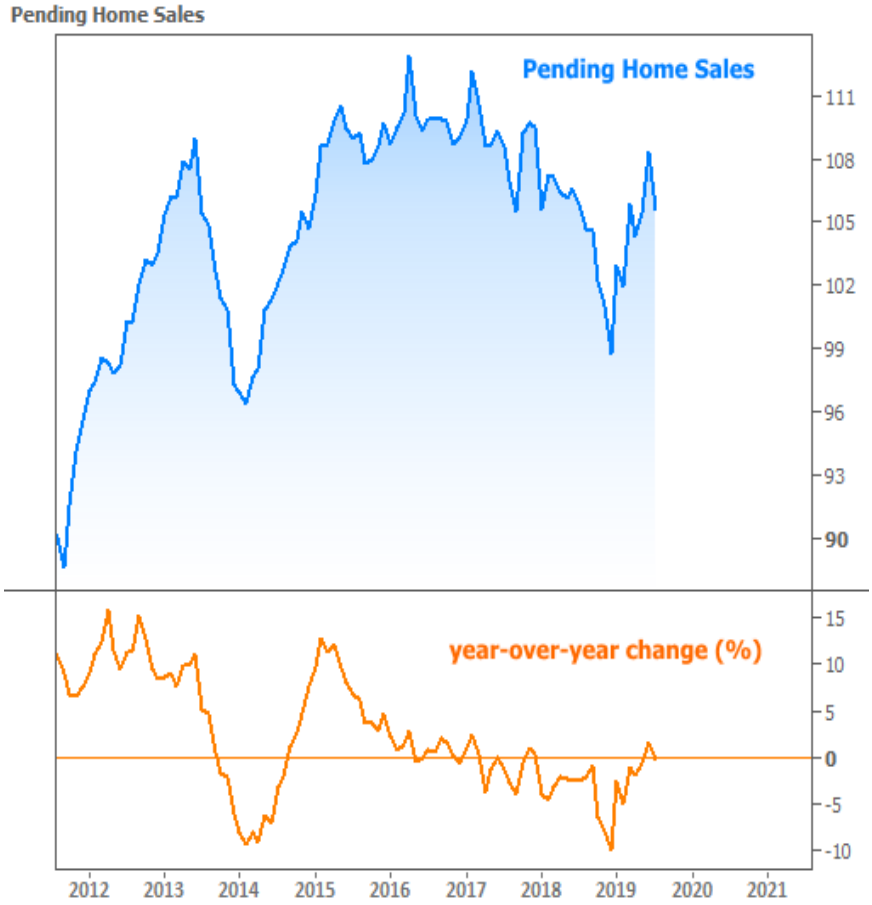

Away from housing and mortgage markets, we may be able to find another misconception or two. In broader financial markets this week, trade-related headlines continued to drive volatility. Notably, stocks managed to move slightly **higher** from mid-week while bond yields held mostly **sideways**.

© 2026 MBS Live, LLC. - This newsletter is a service of MarketNewsletters.com.

The interest rates provided in this newsletter are national averages from independent data sources. Rate/APR terms may differ from those listed above based on the creditworthiness of the borrower. All information provided "as is" for informational purposes only, not intended for trading purposes or financial advice.

Read or subscribe to my newsletter online at: http://mortgageratesupdate.com/bennett-capital-partners-mortgage-brokers

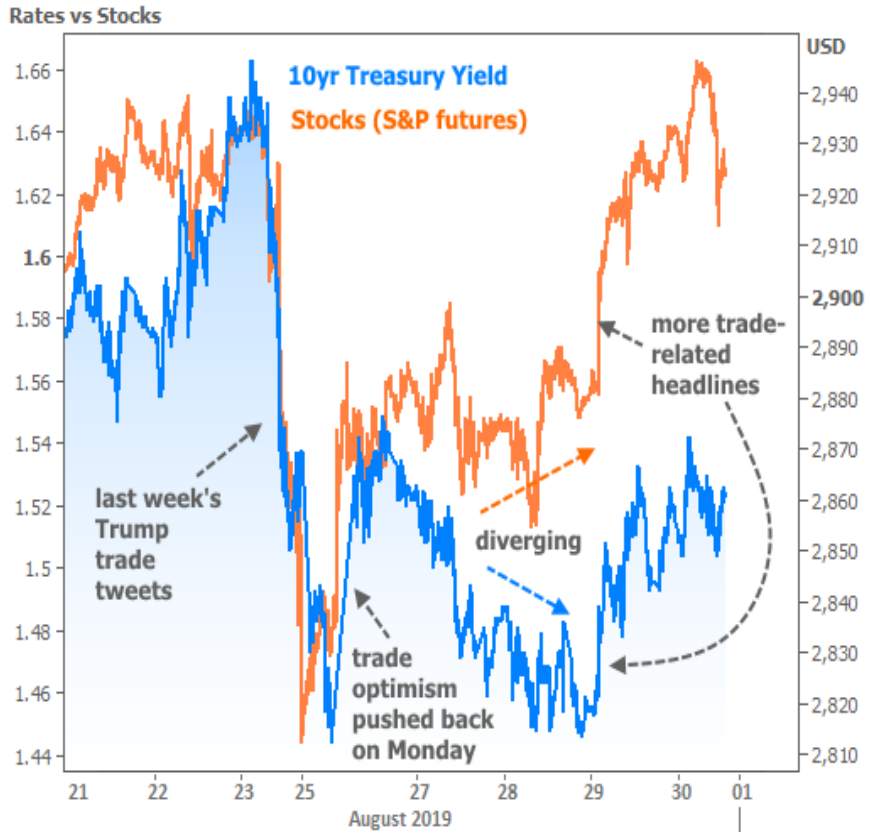

Correlation between stock prices and bond yields is one of the **most common misconceptions** there is--largely because it's so frequently **TRUE**. It just depends upon when you look. For instance, if you only charted the 23rd through the 26th above, stocks and bonds would indeed be right on top of each other. The more time we include in a chart, the more they diverge.

© 2026 MBS Live, LLC. - This newsletter is a service of MarketNewsletters.com.

The interest rates provided in this newsletter are national averages from independent data sources. Rate/APR terms may differ from those listed above based on the creditworthiness of the borrower. All information provided "as is" for informational purposes only, not intended for trading purposes or financial advice.

Read or subscribe to my newsletter online at: http://mortgageratesupdate.com/bennett-capital-partners-mortgage-brokers

Let's test this theory by adding even more time. In the following chart the divergence is obvious. Each line looks like it has a completely separate set of concerns. But consider that 2019 has seen a relative sea-change in the Fed's willingness to cut rates (something that helps both stocks and bonds). Also consider that bonds are typically early adopters of a gloomy global outlook whereas stocks are still able to benefit from the here and now.

In other words, the US economy is still in good shape overall, so stocks are higher, even if they're looking a bit indecisive. But investors are concerned the economy could be at a tipping point some time in the next 6-18 months, so longer-term bonds have to account for that risk by moving lower in yield. Markets will be closed for Labor Day on Monday but apart from that, next week brings several important economic reports that will help investors continue to hone in on an eventual tipping point.

Subscribe to my newsletter online at: http://mortgageratesupdate.com/bennett-capital-partners-mortgage-brokers

Recent Economic Data

Date	Event	Actual	Forecast	Prior
Monday, Aug 26				
8:30AM	Jul Durable goods (%)	2.1	1.2	1.9
8:30AM	Jul Nondefense ex-air (%)	0.4	-0.1	1.5
Tuesday, Aug 27				
9:00AM	Jun Monthly Home Price yy (%)	4.8		5.0
9:00AM	Jun CaseShiller 20 yy (%)	2.1	2.4	2.4
10:00AM	Aug Consumer confidence	135.1	129.5	135.7
1:00PM	2-Yr Note Auction (bl)	40		
Wednesday, Aug 28				

Event Importance:

No Stars = Insignificant
☆ Low
★ Moderate
★★ Important
★★ Very Important

© 2026 MBS Live, LLC. - This newsletter is a service of MarketNewsletters.com.

The interest rates provided in this newsletter are national averages from independent data sources. Rate/APR terms may differ from those listed above based on the creditworthiness of the borrower. All information provided "as is" for informational purposes only, not intended for trading purposes or financial advice.

Read or subscribe to my newsletter online at: http://mortgageratesupdate.com/bennett-capital-partners-mortgage-brokers

Date	Event	Actual	Forecast	Prior
7:00AM	w/e MBA Purchase Index	234.1		243.8
7:00AM	w/e Mortgage Refinance Index	2545.6		2754.7
1:00PM	5-Yr Note Auction (bl)	41		
Thursday, Aug 29				
8:30AM	Q2 GDP Prelim (%)	2.0	2.0	2.1
8:30AM	w/e Jobless Claims (k)	215	215	211
10:00AM	Jul Pending Home Sales (%)	-2.5	0.0	2.8
10:00AM	Jul Pending Sales Index	105.6		108.3
1:00PM	7-Yr Note Auction (bl)	32		
Friday, Aug 30				
8:30AM	Jul Core PCE Inflation (y/y) (%)	1.6	1.6	1.6
9:45AM	Aug Chicago PMI	50.4	47.5	44.4
10:00AM	Aug Consumer Sentiment (ip)	89.8	92.1	92.1
Monday, Sep 02				
12:00AM	Labor Day			
Tuesday, Sep 03				
10:00AM	Aug ISM Manufacturing PMI	49.1	51.1	51.2
10:00AM	Jul Construction spending (%)	0.1	0.3	-1.3
Wednesday, Sep 04				
7:00AM	w/e MBA Purchase Index	242.6		234.1
7:00AM	w/e Mortgage Refinance Index	2367.2		2545.6
Thursday, Sep 05				
8:15AM	Aug ADP National Employment (k)	195	149	156
8:30AM	w/e Jobless Claims (k)	217	215	216
10:00AM	Aug ISM N-Mfg PMI	56.4	54.0	53.7
10:00AM	Jul Factory orders mm (%)	1.4	1.0	0.6
Friday, Sep 06				
8:30AM	Aug Non-farm payrolls (k)	130	158	164
8:30AM	Aug Unemployment rate mm (%)	3.7	3.7	3.7

© 2026 MBS Live, LLC. - This newsletter is a service of MarketNewsletters.com.

The interest rates provided in this newsletter are national averages from independent data sources. Rate/APR terms may differ from those listed above based on the creditworthiness of the borrower. All information provided "as is" for informational purposes only, not intended for trading purposes or financial advice.

Read or subscribe to my newsletter online at: http://mortgageratesupdate.com/bennett-capital-partners-mortgage-brokers

From Bennett Capital Partners Mortgage Brokers

At Bennett Capital Partners Mortgage Brokers, located on Brickell Avenue in Miami, we are your trusted Florida mortgage broker, specializing in residential and commercial loans.

Our services are tailored to your needs, offering competitive rates and fast turnarounds. Whether you're seeking a conventional, VA, or FHA loan, we've got you covered. We also offer financing for warrantable and non-warrantable condos, condo-tels, first-time homebuyers, foreign nationals, and more.

Our specialties include:

- DSCR loans
- No Doc Loans
- Hard money loans
- Bridge Loans
- Private lending
- Jumbo loans
- Investment property loans
- 100 percent financing

We proudly serve all of Florida, including areas like Edgewater, South Beach, Brickell, Coral Gables, Tampa, Orlando, Fort Lauderdale, Naples, and more. Contact us today for expert mortgage advice and personalized loan solutions across the state!

Philip Bennett

REALTOR®

EQUAL HOUSING OPPORTUNITY

© 2026 MBS Live, LLC. - This newsletter is a service of MarketNewsletters.com.

The interest rates provided in this newsletter are national averages from independent data sources. Rate/APR terms may differ from those listed above based on the creditworthiness of the borrower. All information provided "as is" for informational purposes only, not intended for trading purposes or financial advice.

Read or subscribe to my newsletter online at: http://mortgageratesupdate.com/bennett-capital-partners-mortgage-brokers