**Philip Bennett**
President, Bennett Capital Partners Mortgage Brokers
Business NMLS # 2046862
1101 Brickell Ave STE 800 Miami, FL 33131

Office: 800-457-9057
Mobile: 305-407-0747
philip@bcpmortgage.com
View My Website

# No Rest For Refi Boom as Tweets Trump Fed

Various speeches from members of the Federal Reserve contributed to upward pressure on rates throughout the week. But then on Friday, all that pressure was erased in an instant or two. What has that kind of power?

If you were forced to guess Friday's big market mover in advance based on a schedule of events, the most logical choice would be the Fed's **Jackson Hole** symposium. The Fed Chair often delivers a speech at Jackson Hole that's worthy of a fairly big response.

But this year, Trump trade tweets trumped the Fed, and it **wasn't even a close call**. In fact, between China announcing tariffs on the US early in the morning and Trump's tweets a few hours later, the trade war news on Friday completely erased an entire week's worth of movement in both stocks and bonds.

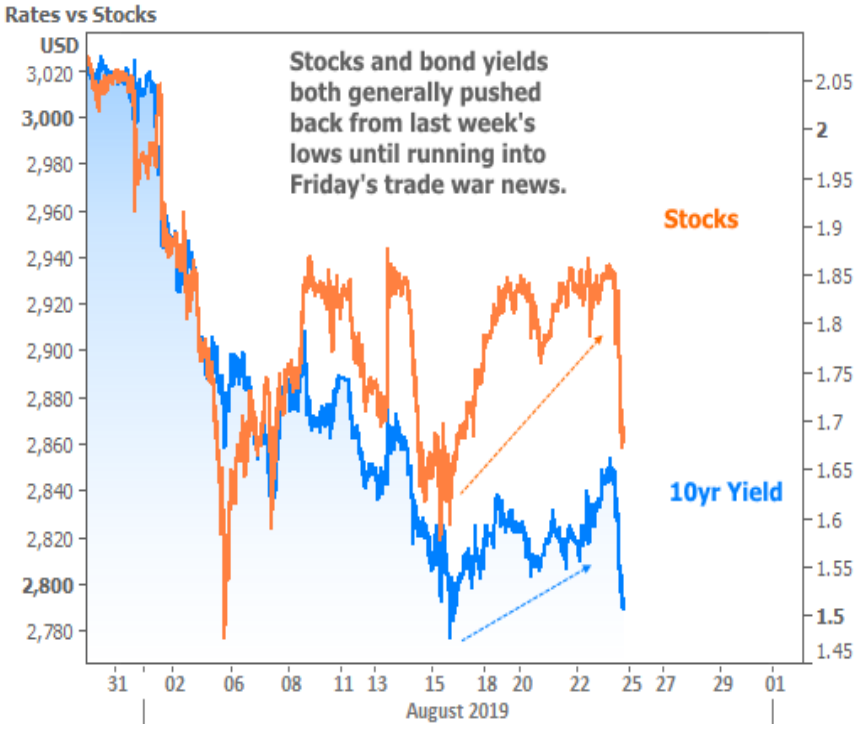


Here's a closer look at Friday itself so we can see how Fed Chair Powell's big speech stacked up against the trade news.

## National Average Mortgage Rates

| Mortgage News Daily | Rate | Change | Points |
|---|---|---|---|
| 30YR Fixed | 7.33% | **0.00** | 0.00 |
| 15YR Fixed | 7.01% | **+0.02** | 0.00 |
| 30YR FHA | 6.98% | **+0.02** | 0.00 |
| 30YR Jumbo | 7.60% | **0.00** | 0.00 |
| 7/6 SOFR | 6.85% | **+0.03** | 0.00 |
| 30YR VA | 6.99% | **+0.01** | 0.00 |

Rates as of: 10/27

## MBS and Treasury

| | Price / Yield | Change |
|---|---|---|
| MBS UMBS 6.0 | 99.37 | -0.09 |
| 10 YR Treasury | 5.0082 | +0.0094 |
| 30 YR Treasury | 5.3076 | -0.0043 |

Pricing as of: 10/28 8:11AM EST

## Recent Housing Data

| | | Value | Change |
|---|---|---|---|
| Mortgage Apps | Oct 14 | 188.6 | -5.32% |
| Building Permits | Sep | 1.4M | +0.43% |
| Housing Starts | Sep | 1.22M | -4.24% |
| New Home Sales | Aug | 684K | +12.69% |
| Pending Home Sales | Aug | 71.2 | 0% |
| Existing Home Sales | Oct | 3.99M | +0.25% |
| Builder Confidence | Oct | 29 | -9.38% |

© 2026 MBS Live, LLC. - This newsletter is a service of MarketNewsletters.com.

The interest rates provided in this newsletter are national averages from independent data sources. Rate/APR terms may differ from those listed above based on the creditworthiness of the borrower. All information provided "as is" for informational purposes only, not intended for trading purposes or financial advice.

**Read or subscribe** to my newsletter online at: http://mortgageratesupdate.com/bennett-capital-partners-mortgage-brokers

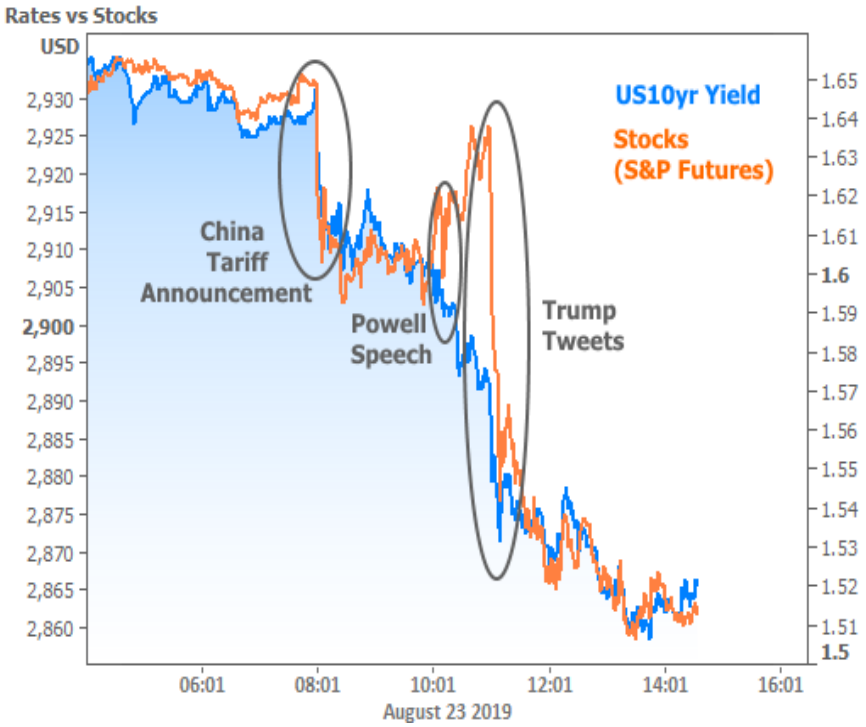


Up until then, there was some question as to rates remaining inside their super low range and stocks potentially breaking above a glass ceiling marked by recently recurring highs. Afterward, bonds look like they're **right where they want to be** while stocks are now much closer to the **other** side of August's consolidation pattern.

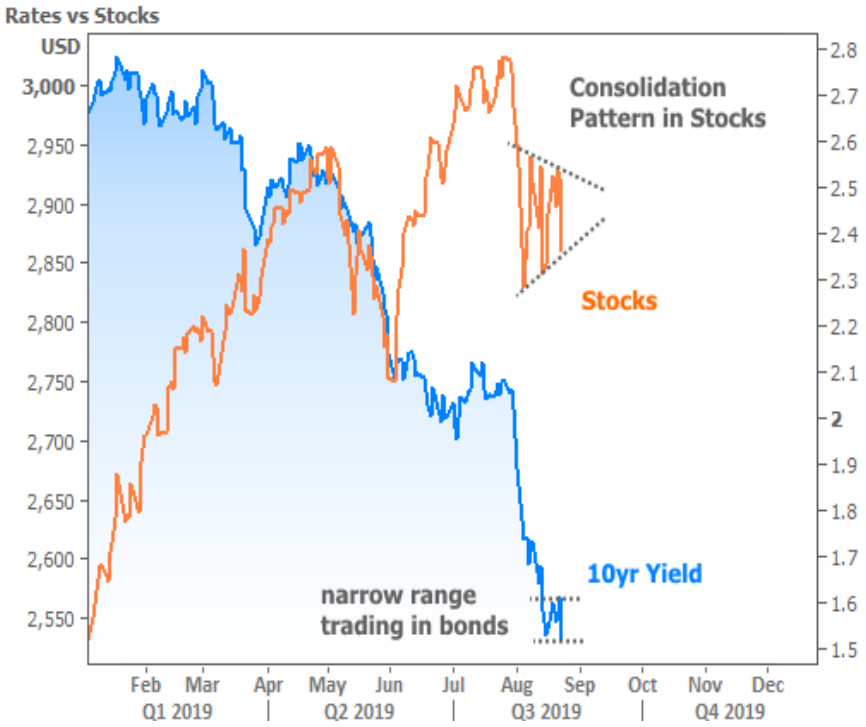


If Friday's brand of drama continues impacting markets, both stocks and bonds could end up breaking their respective floors seen in the chart above. Market technicians believe that such breakouts carry an implication for additional momentum. Paradoxically, that might be **too much of a good thing** for the mortgage market.

© 2026 MBS Live, LLC. - This newsletter is a service of MarketNewsletters.com.

The interest rates provided in this newsletter are national averages from independent data sources. Rate/APR terms may differ from those listed above based on the creditworthiness of the borrower. All information provided "as is" for informational purposes only, not intended for trading purposes or financial advice.

**Read or subscribe** to my newsletter online at: http://mortgageratesupdate.com/bennett-capital-partners-mortgage-brokers

When it comes to housing and mortgages, low rates are obviously a great thing in general. But MBS (the mortgage-backed securities that dictate the rates lenders can offer) don't cope well with huge moves and volatility. In short, they've had a **hard time keeping pace** with the move lower in Treasury yields (which are typically almost perfectly correlated).

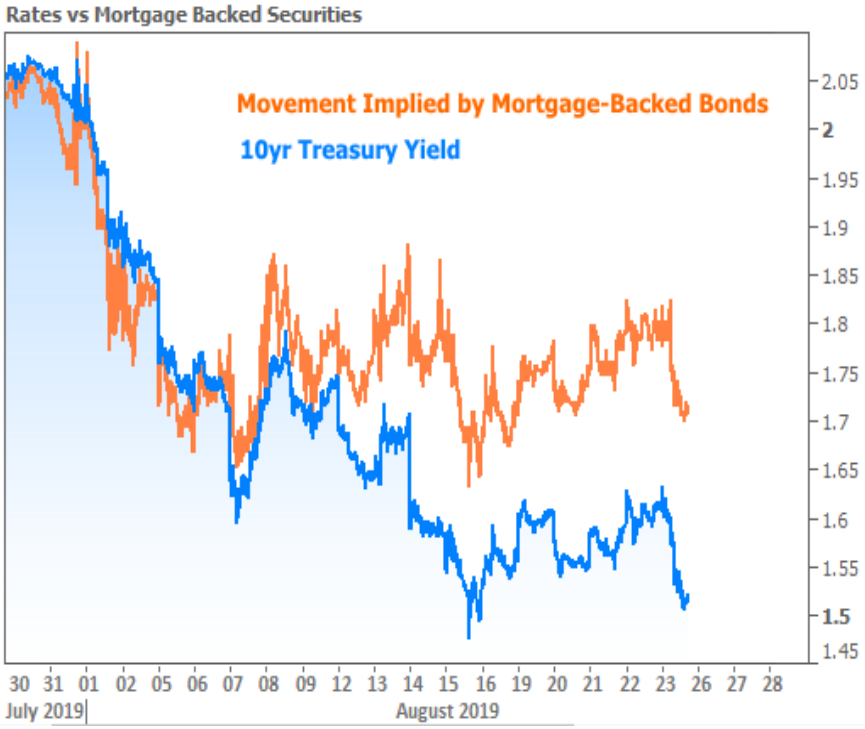


As seen in the chart above, there are several points in time where the orange line is higher than it was in the recent past while the blue line is lower. Today versus August 7th is a prime example.

So what's the fallout? It's **actually not terrible.** More than anything, this is simply something to be aware of if you need a mortgage or if your work depends upon the mortgage market in some way. Simply put: rates are super low in general, but they're not any lower than they were earlier this month--even though the 10yr Treasury yield is trying to convince you otherwise.

Given enough stability in the bond market (which may or may not happen any time soon) and enough passage of time (which is pretty much guaranteed if you can manage to wait for it), this paradox should begin to heal itself. Just know that "time," in this case, could be weeks or even months. If Treasury yields happen to be **higher** by then, mortgage rates **wouldn't** likely be any **lower** than they are now.

Fortunately, today's mortgage rates have been just fine as far as recent data is concerned. The **"refi boom"** we discussed last week continued in full swing according to this week's data. While we're nowhere near the epic levels seen in 2012 and early 2013, we've rapidly regained the still-impressive 2016 territory.

© 2026 MBS Live, LLC. - This newsletter is a service of MarketNewsletters.com.

The interest rates provided in this newsletter are national averages from independent data sources. Rate/APR terms may differ from those listed above based on the creditworthiness of the borrower. All information provided "as is" for informational purposes only, not intended for trading purposes or financial advice.

**Read or subscribe** to my newsletter online at: http://mortgageratesupdate.com/bennett-capital-partners-mortgage-brokers

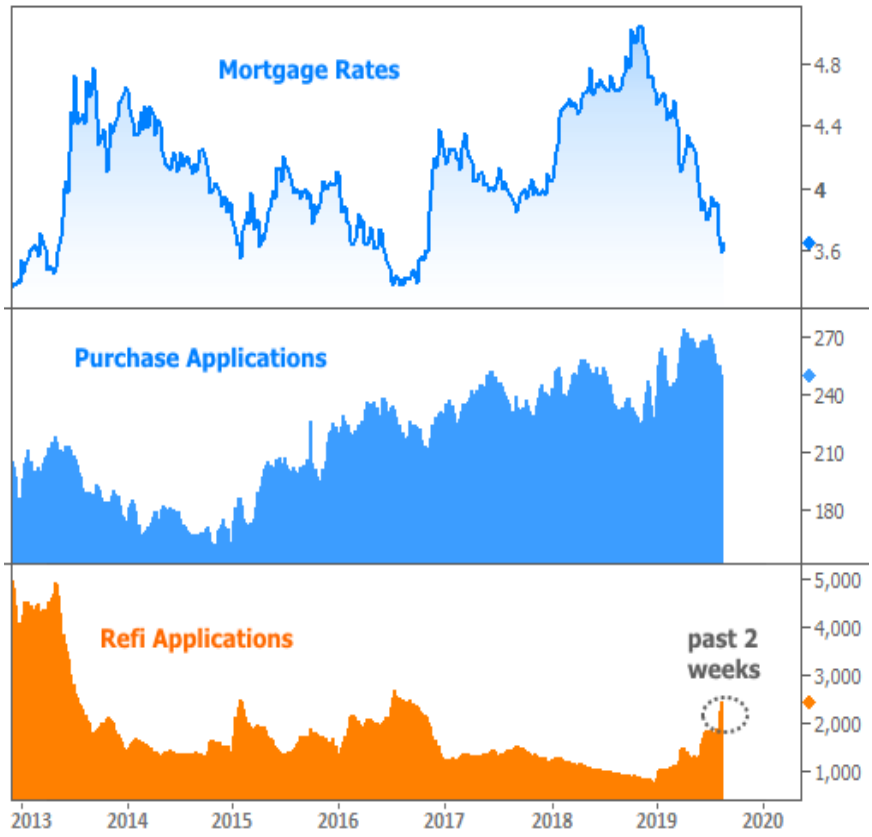


Purchase mortgage applications declined, but only due to seasonal factors (the chart above is NOT seasonally adjusted. We always see a drop at this time of year). Were we to examine year-over-year changes in purchases, we'd see some **very promising trends** in housing. In so doing, we could set the record straight on some unnecessarily downbeat headlines regarding New Home Sales.

Please understand, the following is not an attempt to be a cheerleader for home sales--simply to focus on facts. At the headline level, The Census Bureau reported a 12.8% decline in July--**far below the forecast** calling for a 0.2% decline. But **this is misleading.** June's number was initially reported as 646k (annual pace of sales). July's tally of 635k would therefore be less than a 2% decline. What gives?

The New Home Sales data is well known for huge margins of error and substantial revisions. June contained just such a revision. It **catapulted that initial 646k number to a mighty 728k!** The interesting thing about 728k is that it's the highest reading since the Financial Crisis. Moreover, it's a REVISED number and thus more "locked-in" than July's 635k. And if all that is too much to think about, try this: June and July combined for more New Home Sales than any other 2 months except Nov/Dec 2017. You'd have to go back to 2007 to see anything higher.

© 2026 MBS Live, LLC. - This newsletter is a service of MarketNewsletters.com.

The interest rates provided in this newsletter are national averages from independent data sources. Rate/APR terms may differ from those listed above based on the creditworthiness of the borrower. All information provided "as is" for informational purposes only, not intended for trading purposes or financial advice.

**Read or subscribe** to my newsletter online at: http://mortgageratesupdate.com/bennett-capital-partners-mortgage-brokers

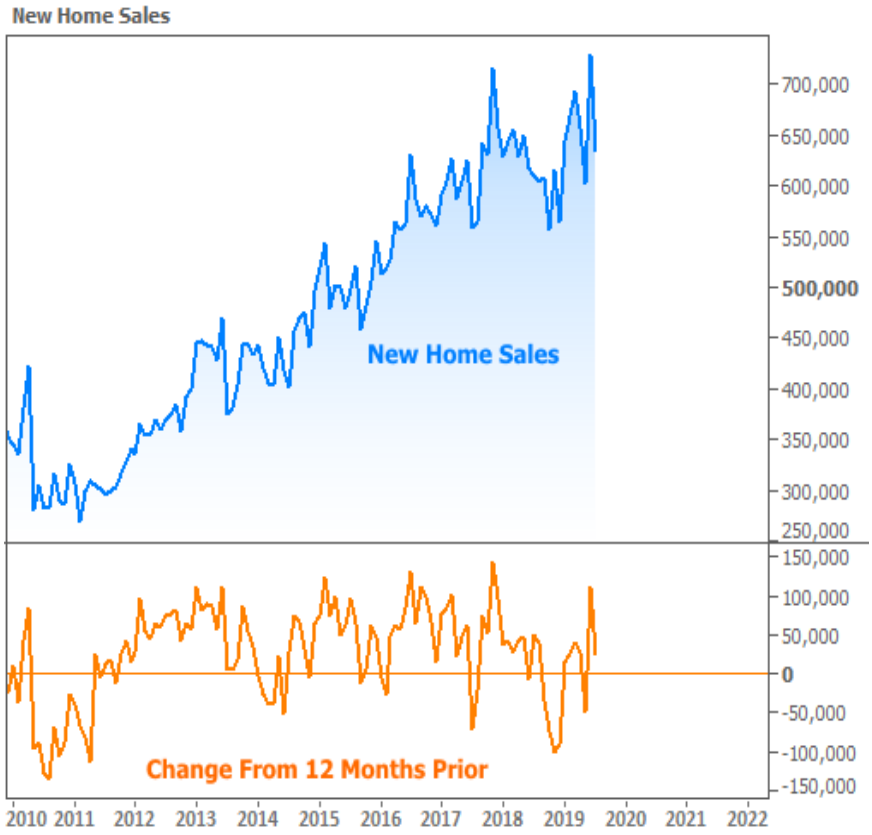


Existing Home Sales constitute a **far bigger part of the housing market** and the news is good there too. July's sales brought the annual pace to 5.42 million from a positively-revised 5.29 million in June. It was the first time in more than a year that Existing Sales have been in positive territory versus the same month in the previous year.

© 2026 MBS Live, LLC. - This newsletter is a service of MarketNewsletters.com.

The interest rates provided in this newsletter are national averages from independent data sources. Rate/APR terms may differ from those listed above based on the creditworthiness of the borrower. All information provided "as is" for informational purposes only, not intended for trading purposes or financial advice.

**Read or subscribe** to my newsletter online at: http://mortgageratesupdate.com/bennett-capital-partners-mortgage-brokers

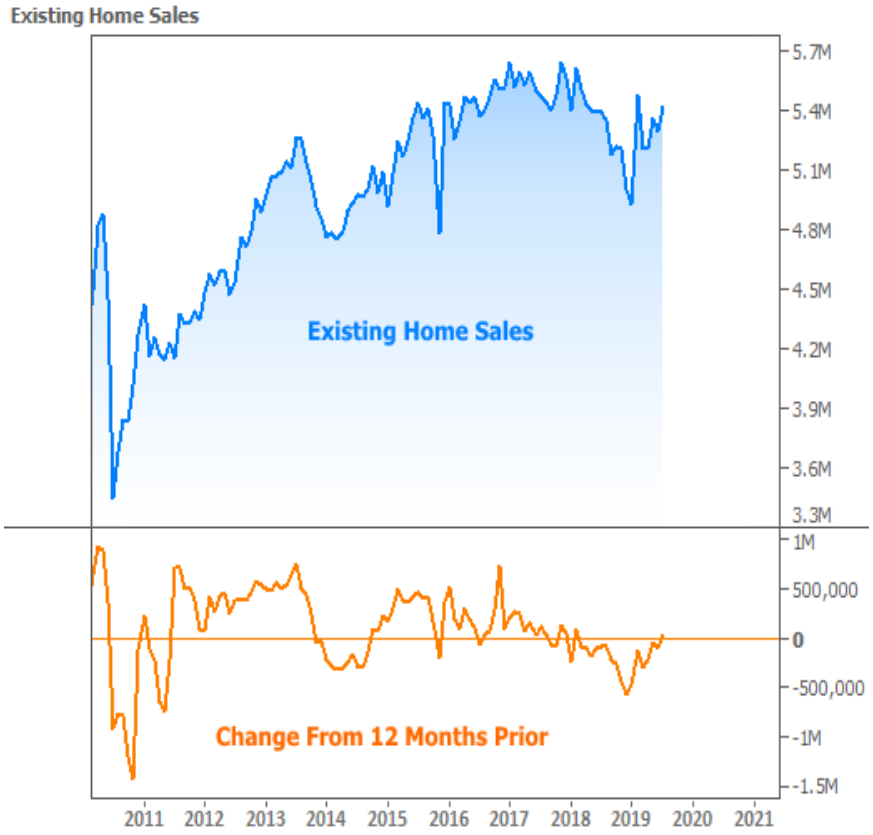


**Long-story short:** the rebound in housing that this newsletter discussed extensively in early 2019 has come to fruition. Where we go from here remains to be seen and likely depends on economic variables and rates' ability to stay in "refi boom" territory.

Rates themselves--although obviously susceptible to trade war surprises--will also take guidance from economic data. In that regard, next week is more active. Traders will be looking at manufacturing-related data to see how much the trade-related uncertainty continues to filter through to the real economy.

Subscribe to my newsletter online at: http://mortgageratesupdate.com/bennett-capital-partners-mortgage-brokers

## Recent Economic Data

| Date | Event | Actual | Forecast | Prior |
|---|---|---|---|---|
| **Wednesday, Aug 21** | | | | |
| 7:00AM | w/e MBA Purchase Index | 243.8 | | 252.6 |
| 7:00AM | w/e Mortgage Refinance Index | 2754.7 | | 2742.9 |
| 10:00AM | Jul Existing home sales (ml) | 5.42 | 5.39 | 5.27 |
| 10:00AM | Jul Exist. home sales % chg (%) | 2.5 | 2.5 | -1.7 |
| 2:00PM | FOMC Minutes | | | |
| **Thursday, Aug 22** | | | | |
| 8:30AM | w/e Jobless Claims (k) | 209 | 216 | 221 |
| **Friday, Aug 23** | | | | |
| 10:00AM | Jul New home sales chg mm (%) | -12.8 | -0.2 | 7.0 |

## Event Importance:

No Stars = Insignificant
☆ Low
★ Moderate
★★ Important
★★ Very Important

© 2026 MBS Live, LLC. - This newsletter is a service of MarketNewsletters.com.

The interest rates provided in this newsletter are national averages from independent data sources. Rate/APR terms may differ from those listed above based on the creditworthiness of the borrower. All information provided "as is" for informational purposes only, not intended for trading purposes or financial advice.

**Read or subscribe** to my newsletter online at: http://mortgageratesupdate.com/bennett-capital-partners-mortgage-brokers

| Date | Event | Actual | Forecast | Prior |
|---|---|---|---|---|
| 10:00AM | Jul New home sales-units mm (ml) | 0.635 | 0.649 | 0.646 |
| **Monday, Aug 26** | | | | |
| 8:30AM | Jul Durable goods (%) | 2.1 | 1.2 | 1.9 |
| **Tuesday, Aug 27** | | | | |
| 9:00AM | Jun Monthly Home Price yy (%) | 4.8 | | 5.0 |
| 9:00AM | Jun CaseShiller 20 yy (% ) | 2.1 | 2.4 | 2.4 |
| 10:00AM | Aug Consumer confidence | 135.1 | 129.5 | 135.7 |
| 1:00PM | 2-Yr Note Auction (bl) | 40 | | |
| **Wednesday, Aug 28** | | | | |
| 7:00AM | w/e MBA Purchase Index | 234.1 | | 243.8 |
| 7:00AM | w/e Mortgage Refinance Index | 2545.6 | | 2754.7 |
| 1:00PM | 5-Yr Note Auction (bl) | 41 | | |
| **Thursday, Aug 29** | | | | |
| 8:30AM | Q2 GDP Prelim (%) | 2.0 | 2.0 | 2.1 |
| 8:30AM | w/e Jobless Claims (k) | 215 | 215 | 211 |
| 10:00AM | Jul Pending Home Sales (%) | -2.5 | 0.0 | 2.8 |
| 10:00AM | Jul Pending Sales Index | 105.6 | | 108.3 |
| 1:00PM | 7-Yr Note Auction (bl) | 32 | | |
| **Friday, Aug 30** | | | | |
| 8:30AM | Jul Core PCE Inflation (y/y) (%) | 1.6 | 1.6 | 1.6 |
| 9:45AM | Aug Chicago PMI | 50.4 | 47.5 | 44.4 |
| 10:00AM | Aug Consumer Sentiment (ip) | 89.8 | 92.1 | 92.1 |

© 2026 MBS Live, LLC. - This newsletter is a service of MarketNewsletters.com.

The interest rates provided in this newsletter are national averages from independent data sources. Rate/APR terms may differ from those listed above based on the creditworthiness of the borrower. All information provided "as is" for informational purposes only, not intended for trading purposes or financial advice.

**Read or subscribe** to my newsletter online at: http://mortgageratesupdate.com/bennett-capital-partners-mortgage-brokers

# From Bennett Capital Partners Mortgage Brokers

At Bennett Capital Partners Mortgage Brokers, located on Brickell Avenue in Miami, we are your trusted Florida mortgage broker, specializing in residential and commercial loans.

Our services are tailored to your needs, offering competitive rates and fast turnarounds. Whether you're seeking a conventional, VA, or FHA loan, we've got you covered. We also offer financing for warrantable and non-warrantable condos, condo-tels, first-time homebuyers, foreign nationals, and more.

Our specialties include:

- DSCR loans
- No Doc Loans
- Hard money loans
- Bridge Loans
- Private lending
- Jumbo loans
- Investment property loans
- 100 percent financing

We proudly serve all of Florida, including areas like Edgewater, South Beach, Brickell, Coral Gables, Tampa, Orlando, Fort Lauderdale, Naples, and more. Contact us today for expert mortgage advice and personalized loan solutions across the state!

**Philip Bennett**

REALTOR®

EQUAL HOUSING OPPORTUNITY

© 2026 MBS Live, LLC. - This newsletter is a service of MarketNewsletters.com.

The interest rates provided in this newsletter are national averages from independent data sources. Rate/APR terms may differ from those listed above based on the creditworthiness of the borrower. All information provided "as is" for informational purposes only, not intended for trading purposes or financial advice.

**Read or subscribe** to my newsletter online at: http://mortgageratesupdate.com/bennett-capital-partners-mortgage-brokers