Philip Bennett
President, Bennett Capital Partners Mortgage Brokers
Business NMLS # 2046862
1101 Brickell Ave STE 800 Miami, FL 33131

Office: 800-457-9057
Mobile: 305-407-0747
philip@bcpmortgage.com
View My Website

Why a Fed Rate Cut Might Mean Higher Rates

Too frequently, media coverage suggests a Fed rate **cut** would coincide with **lower** mortgage rates and vice versa. But in practice it can be just the opposite! Let's take a look at what the Fed is actually about to cut and how it might impact rates.

The Fed Funds Rate is set directly by the Federal Reserve. It's the only rate people are talking about with respect to a "Fed rate cut." The Fed Funds Rate applies to overnight loans between banks, credit unions and government sponsored enterprises. These loans **aren't** covering shortfalls in the bank's overall balance sheet (i.e. it's not a payday loan), just shortfalls in the balances the banks hold at the Federal Reserve.

Nonetheless, the interest rate associated with these loans has **profound effects** on the financial market. Nothing does more to dictate the "cost of money" over the shortest time horizons. That cost radiates out to longer time horizons. Longer terms rates, like the 10yr Treasury Yield, are simply the market's best guess at cash flows that will be generated by 10 years worth of the Fed's overnight rate.

Needless to say, a lot can happen on any given day to make investors reassess short-term rate expectations over a 10 year time horizon. And while that reassessment is taking place, those investors might not see any near-term changes in store for short-term rates. When that happens, longer-term rates can move **in one direction** while short-term rates are holding steady (or even moving in the opposite direction).

This is the foundation of the discrepancy between the Fed Funds Rate and longer-term rates like those for mortgages. While it's true that they each share a similar set of motivations, mortgage rates have to calculate and guess at how those motivations will evolve over time while the Fed Funds rate only has to worry about the here and now.

The "**similar motivations**" can be seen in the following charts which overlay mortgage rates and the Fed Funds rate. The first chart uses a different axis for each rate (so the lines can be visually closer together) while the two rates share the same axis in the second chart.

National Average Mortgage Rates

Mortgage News Daily	Rate	Change	Points
30YR Fixed	7.33%	**0.00**	0.00
15YR Fixed	7.01%	**+0.02**	0.00
30YR FHA	6.98%	**+0.02**	0.00
30YR Jumbo	7.60%	**0.00**	0.00
7/6 SOFR	6.85%	**+0.03**	0.00
30YR VA	6.99%	**+0.01**	0.00

Rates as of: 10/27

MBS and Treasury

	Price / Yield	Change
MBS UMBS 6.0	99.41	**-0.04**
10 YR Treasury	5.0025	**+0.0037**
30 YR Treasury	5.3082	**-0.0037**

Pricing as of: 10/28 7:15AM EST

Recent Housing Data

		Value	Change
Mortgage Apps	Oct 14	188.6	-5.32%
Building Permits	Sep	1.4M	+0.43%
Housing Starts	Sep	1.22M	-4.24%
New Home Sales	Aug	684K	+12.69%
Pending Home Sales	Aug	71.2	0%
Existing Home Sales	Oct	3.99M	+0.25%
Builder Confidence	Oct	29	-9.38%

© 2026 MBS Live, LLC. - This newsletter is a service of MarketNewsletters.com.

The interest rates provided in this newsletter are national averages from independent data sources. Rate/APR terms may differ from those listed above based on the creditworthiness of the borrower. All information provided "as is" for informational purposes only, not intended for trading purposes or financial advice.

Read or subscribe to my newsletter online at: http://mortgageratesupdate.com/bennett-capital-partners-mortgage-brokers

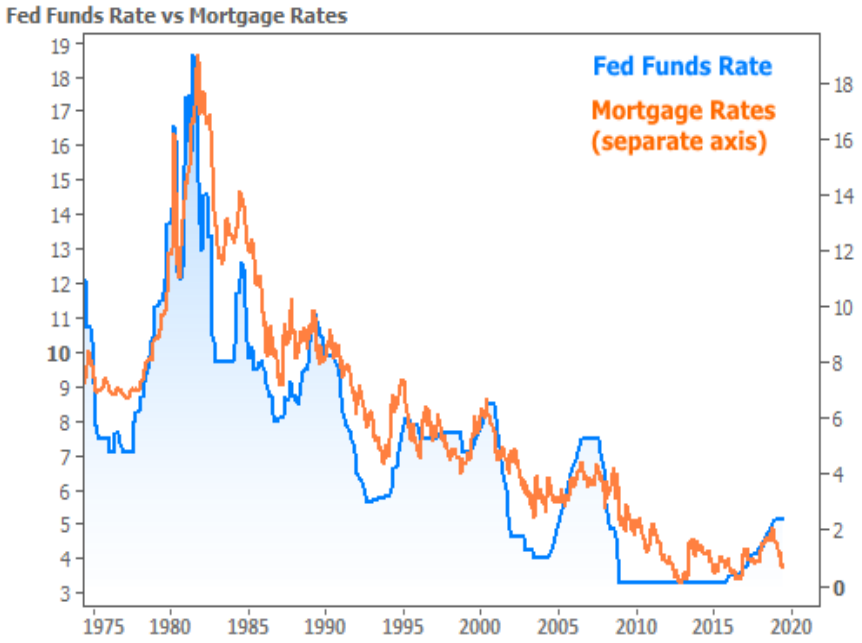

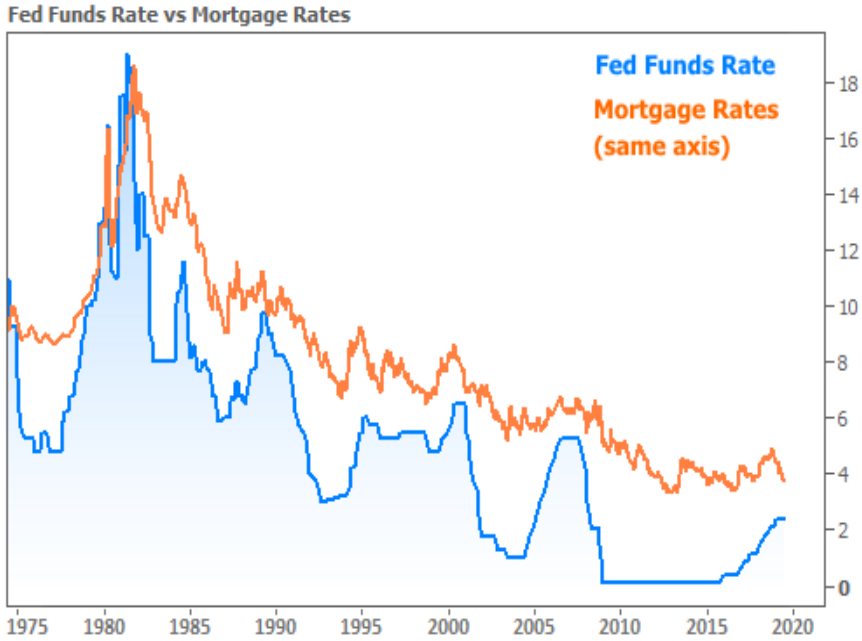

Yes, the blue and the orange lines **look** like they correlate in both these charts! So why does the title of this newsletter suggest a Fed rate cut could result in HIGHER rates?

The answer is quite simple. The two rates **ARE correlated** if we're zoomed out to a wide enough time horizon. But life and home-buying/refinancing decisions don't always wait for big-picture correlations to pan out. If we zoom in to a narrower time horizon, we can see just how **UN-correlated** the Fed Funds Rate and mortgage rates can be. 1999-2001 provides a classic example:

© 2026 MBS Live, LLC. - This newsletter is a service of MarketNewsletters.com.

The interest rates provided in this newsletter are national averages from independent data sources. Rate/APR terms may differ from those listed above based on the creditworthiness of the borrower. All information provided "as is" for informational purposes only, not intended for trading purposes or financial advice.

Read or subscribe to my newsletter online at: http://mortgageratesupdate.com/bennett-capital-partners-mortgage-brokers

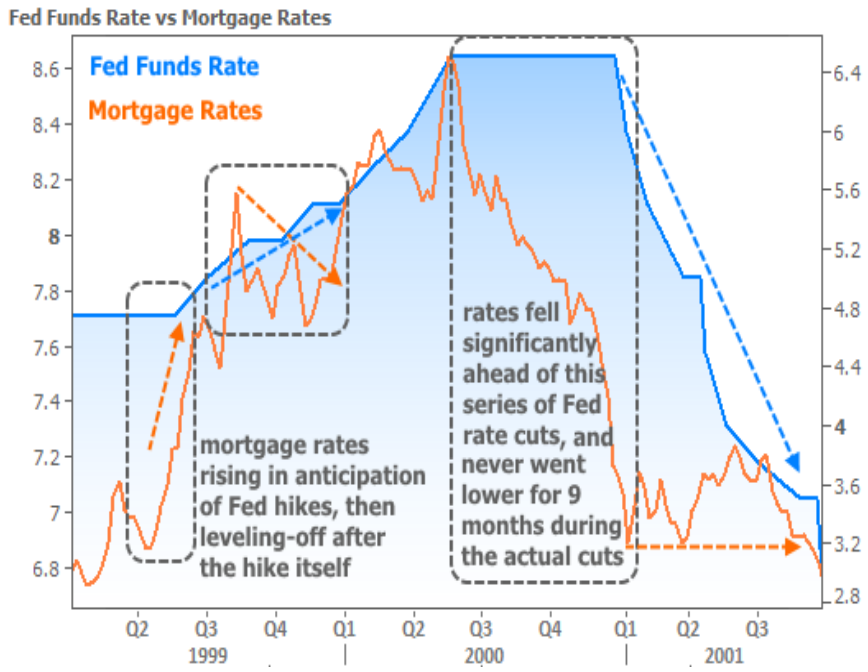

The fact that long and short term rates can operate on a different set of motivations is **only part of the issue**. The compounding issue is that the Fed is typically like a battleship in a river when it comes to making changes in the trajectory of rates. Not only do they only meet 8 times a year to discuss potential rate changes, they also strive to avoid making changes too quickly and risk responding to a head-fake in the economy.

With that in mind, consider that the Fed may be on the proverbial fence about making a change at one meeting only to decide it might be too early to do so. That means it will be **another 6 weeks** before their next chance to make the change!

In that 6 weeks, the bond market may become **even more convinced** that it has the Fed's number--especially if the Fed offered some clues in its policy announcement about potential rate cuts in the future. That's essentially what you're seeing in the chart above where mortgage rates seem to lead the Fed Funds Rate.

This might all seem **a bit crazy**. After all, why can't the Fed just change rates today if it's going to change them at the next meeting anyway? Again, they really don't want to make changes too quickly. Past precedent suggests that does more harm than good. They also don't want to look like they're oblivious to the motivations pushing for a rate cut. Fortunately, there are ways of balancing those considerations.

First off, the Fed can communicate its thoughts and intentions to **prep markets for a potential change**. That's basically what happened in the June 19th Fed announcement and again this week in Fed Chair Powell's congressional testimony. From there, markets can mathematically navigate around the slow-moving Fed is via something like the Fed Funds Futures market--a way for investors to hedge bets on the Fed Funds Rate at a certain point in the future. If we chart Fed Funds Futures versus mortgage rates, not only do we see the correlation we'd logically expect, we even see futures leading mortgage rates at times!

© 2026 MBS Live, LLC. - This newsletter is a service of MarketNewsletters.com.

The interest rates provided in this newsletter are national averages from independent data sources. Rate/APR terms may differ from those listed above based on the creditworthiness of the borrower. All information provided "as is" for informational purposes only, not intended for trading purposes or financial advice.

Read or subscribe to my newsletter online at: http://mortgageratesupdate.com/bennett-capital-partners-mortgage-brokers

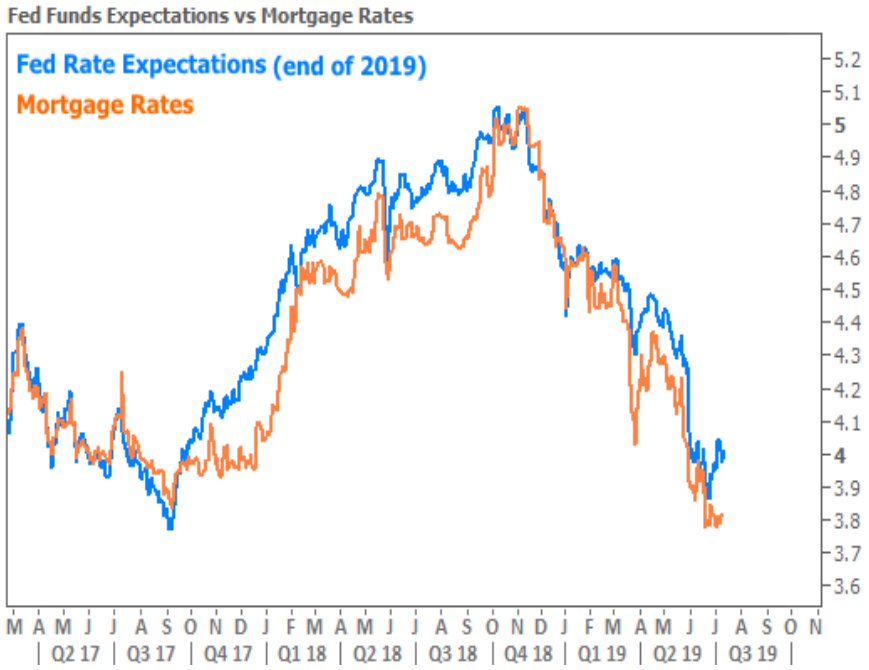

The high degree of correlation between these two lines means that we've **already seen the drop in mortgage rates** associated with the upcoming Fed rate cut. If we zoom in a bit, we might even conclude mortgage rates have a bit of catching up to do.

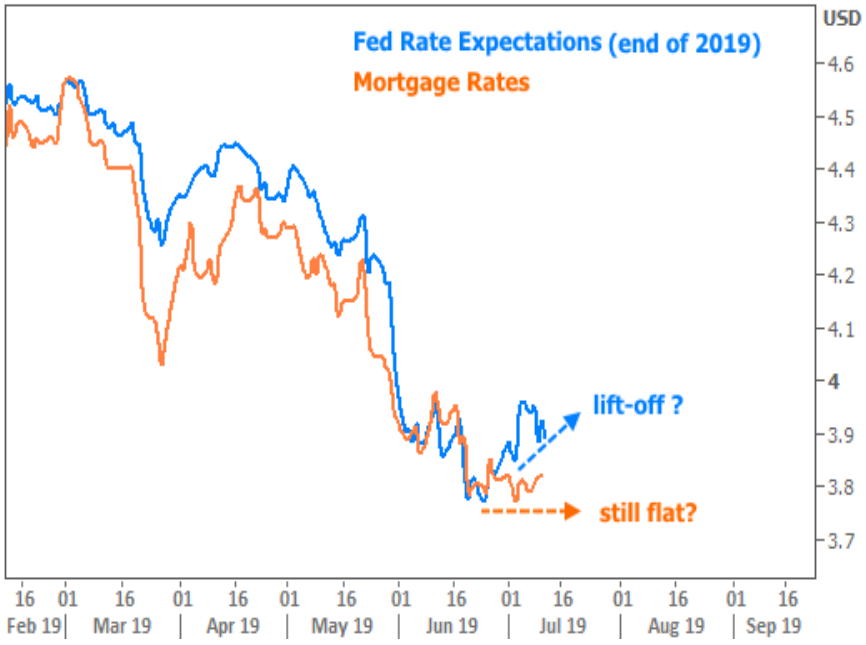

The takeaway is this: if Fed rate expectations for 2019 hold steady or increase, mortgage rates are more likely to move **higher** than **lower**, even though we could still see 2-3 rate cuts during that time.

Is there some sense of urgency about potentially rising rates here? Yes! Not only would I suggest not being lulled into a false sense of security by the fact that the Fed is likely to cut rates at the end of this month, I would also call your attention to a potential shift in the trend based on the same chart we discussed last week.

The chart shows how 10yr Treasury yields (the best benchmark for momentum in longer-term rates, like mortgages) bounced back from the "head-fake" last Thursday and then spent the entirety of this week adhering to the upwardly sloped trend line (the "winner") from last week.

© 2026 MBS Live, LLC. - This newsletter is a service of MarketNewsletters.com.

The interest rates provided in this newsletter are national averages from independent data sources. Rate/APR terms may differ from those listed above based on the creditworthiness of the borrower. All information provided "as is" for informational purposes only, not intended for trading purposes or financial advice.

Read or subscribe to my newsletter online at: http://mortgageratesupdate.com/bennett-capital-partners-mortgage-brokers

The second chart is from several weeks ago and it reminds us why a bounce at 2.00% would be troubling.

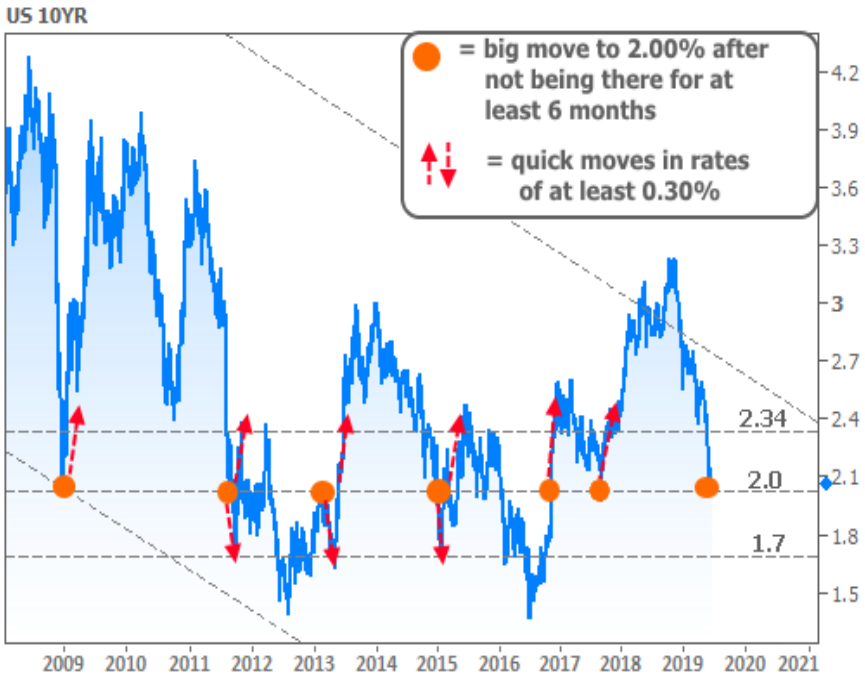

If it makes you feel any better, this week's move in rates already got us a third of the way up to that ledge at 2.34%. Either way, it's important to know that the path of rates has **rapidly** been getting back to economic fundamentals. That means the strength or weakness of incoming economic data will go a long way toward setting the tone for the next big move. If the data is resilient and/or stronger than expected, 2.34% would be a best-case ceiling.

That knife cuts both ways though. **Weaker data would help** rates avoid breaking much higher--if at all. And data that's weak enough could give us another shot at 1.7% instead of (or shortly after) a visit to 2.34%.

Subscribe to my newsletter online at: http://mortgageratesupdate.com/bennett-capital-partners-mortgage-brokers

© 2026 MBS Live, LLC. - This newsletter is a service of MarketNewsletters.com.

The interest rates provided in this newsletter are national averages from independent data sources. Rate/APR terms may differ from those listed above based on the creditworthiness of the borrower. All information provided "as is" for informational purposes only, not intended for trading purposes or financial advice.

Read or subscribe to my newsletter online at: http://mortgageratesupdate.com/bennett-capital-partners-mortgage-brokers

Recent Economic Data

Date	Event	Actual	Forecast	Prior
Tuesday, Jul 09				
1:00PM	3-Yr Note Auction (bl)	38		
Wednesday, Jul 10				
7:00AM	w/e MBA Purchase Index	275.6		269.3
7:00AM	w/e Mortgage Refinance Index	1799.7		1925.6
10:00AM	Powell Congressional Testimony			
1:00PM	10-yr Note Auction (bl)	24		
2:00PM	FOMC Minutes			
Thursday, Jul 11				
8:30AM	Jun Core CPI (Annual) (%)	2.1	2.0	2.0
8:30AM	w/e Jobless Claims (k)	209	216	221
10:00AM	Powell Congressional Testimony (part 2)			
1:00PM	30-Yr Bond Auction (bl)	16		
Friday, Jul 12				
8:30AM	Jun Core Producer Prices YY (%)	2.3	2.2	2.3
Monday, Jul 15				
8:30AM	Jul NY Fed Manufacturing	4.30	2.00	-8.60
Tuesday, Jul 16				
8:30AM	Jun Retail Sales (%)	0.4	0.1	0.5
8:30AM	Jun Import prices mm (%)	-0.9	-0.7	-0.3
8:30AM	Jun Export prices mm (%)	-0.7	-0.2	-0.2
9:15AM	Jun Industrial Production (%)	0.0	0.1	0.4
10:00AM	Jul NAHB housing market indx	65	64	64
10:00AM	May Business Inventories (%)	0.3	0.3	0.5
Wednesday, Jul 17				
7:00AM	w/e MBA Purchase Index	265.1		275.6
7:00AM	w/e Mortgage Refinance Index	1827.3		1799.7
8:30AM	Jun House starts mm: change (%)	-0.9		-0.9
8:30AM	Jun Housing starts number mm (ml)	1.253	1.261	1.269
8:30AM	Jun Building permits: number (ml)	1.220	1.300	1.299
8:30AM	Jun Build permits: change mm (%)	-6.1		0.7
Thursday, Jul 18				
8:30AM	Jul Philly Fed Business Index	21.8	5.0	0.3
8:30AM	w/e Jobless Claims (k)	216	215	209
10:00AM	Jun Leading index chg mm (%)	-0.3	0.1	0.0
Friday, Jul 19				
10:00AM	Jul 5yr Inflation Outlook (%)	2.6		2.3

Event Importance:

No Stars = Insignificant
☆ Low
★ Moderate
★★ Important
★★ Very Important

© 2026 MBS Live, LLC. - This newsletter is a service of MarketNewsletters.com.

The interest rates provided in this newsletter are national averages from independent data sources. Rate/APR terms may differ from those listed above based on the creditworthiness of the borrower. All information provided "as is" for informational purposes only, not intended for trading purposes or financial advice.

Read or subscribe to my newsletter online at: http://mortgageratesupdate.com/bennett-capital-partners-mortgage-brokers

Date	Event	Actual	Forecast	Prior
10:00AM	Jul 1yr Inflation Outlook (%)	2.6		2.7
10:00AM	Jul Consumer Sentiment	98.4	98.5	98.2

From Bennett Capital Partners Mortgage Brokers

At Bennett Capital Partners Mortgage Brokers, located on Brickell Avenue in Miami, we are your trusted Florida mortgage broker, specializing in residential and commercial loans.

Our services are tailored to your needs, offering competitive rates and fast turnarounds. Whether you're seeking a conventional, VA, or FHA loan, we've got you covered. We also offer financing for warrantable and non-warrantable condos, condo-tels, first-time homebuyers, foreign nationals, and more.

Our specialties include:

- DSCR loans
- No Doc Loans
- Hard money loans
- Bridge Loans
- Private lending
- Jumbo loans
- Investment property loans
- 100 percent financing

We proudly serve all of Florida, including areas like Edgewater, South Beach, Brickell, Coral Gables, Tampa, Orlando, Fort Lauderdale, Naples, and more. Contact us today for expert mortgage advice and personalized loan solutions across the state!

Philip Bennett

REALTOR®

EQUAL HOUSING OPPORTUNITY

© 2026 MBS Live, LLC. - This newsletter is a service of MarketNewsletters.com.

The interest rates provided in this newsletter are national averages from independent data sources. Rate/APR terms may differ from those listed above based on the creditworthiness of the borrower. All information provided "as is" for informational purposes only, not intended for trading purposes or financial advice.

Read or subscribe to my newsletter online at: http://mortgageratesupdate.com/bennett-capital-partners-mortgage-brokers