Philip Bennett
President, Bennett Capital Partners Mortgage Brokers
Business NMLS # 2046862
1101 Brickell Ave STE 800 Miami, FL 33131

Office: 800-457-9057
Mobile: 305-407-0747
philip@bcpmortgage.com
View My Website

Did Rates Get Too Good To Last?

It's never fun when this weekly newsletter has back to back headlines concerning rates moving higher, but facts are facts. The average lender is back in line with the highest levels since March 20th. What went wrong and are there any silver linings?

At the simplest level, the past several months of interest rate movement can be summed up as a case of **extremes**. At first, rates were **"too bad"** to move any higher (there were economic and market-related consequences). Following a period of indecision, rates then moved into territory that was arguably **"too good"**--at least in hindsight.

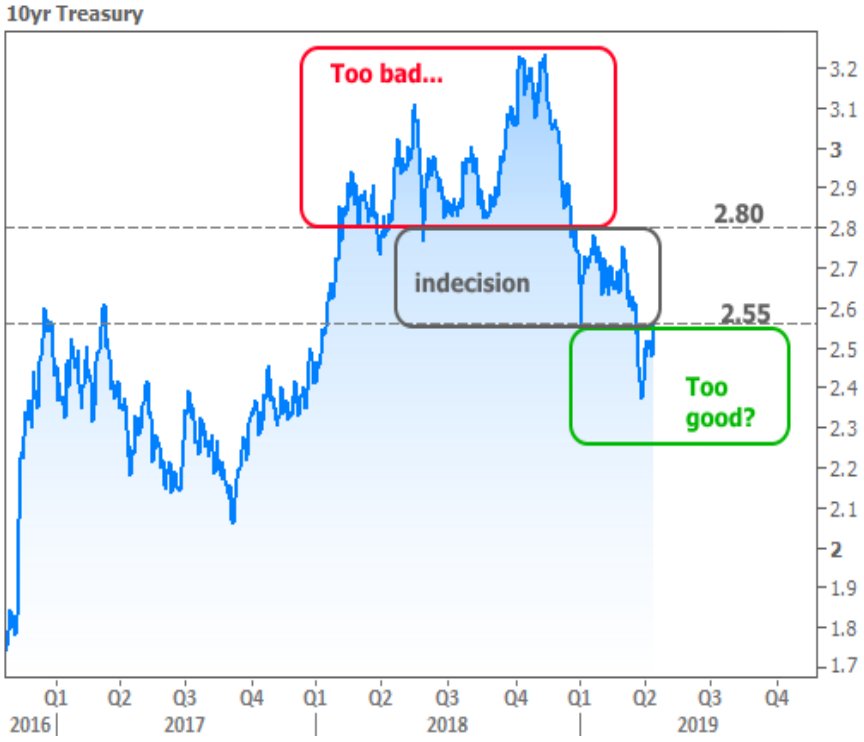

"Too good" would have been **"just right"** if several uncertainties had resolved themselves in an economically negative way (weak economy = lower rates, in general). Chief among these uncertainties were the status of the Brexit delay, a lack of progress in China/US trade talks, and generally downbeat economic data in the EU and China. All of the above enjoyed a bit of a perfect storm in late March when the Fed mentioned global growth concerns on March 20th only for economic data in Europe to **validate** that sentiment 2 days later (that's when the big spike into "too good" happened).

National Average Mortgage Rates

Mortgage News Daily	Rate	Change	Points
30YR Fixed	7.33%	**0.00**	0.00
15YR Fixed	7.01%	**+0.02**	0.00
30YR FHA	6.98%	**+0.02**	0.00
30YR Jumbo	7.60%	**0.00**	0.00
7/6 SOFR	6.85%	**+0.03**	0.00
30YR VA	6.99%	**+0.01**	0.00

Rates as of: 10/27

MBS and Treasury

	Price / Yield	Change
MBS UMBS 6.0	99.40	-0.06
10 YR Treasury	5.0040	+0.0052
30 YR Treasury	5.3039	-0.0080

Pricing as of: 10/28 8:09AM EST

Recent Housing Data

		Value	Change
Mortgage Apps	Oct 14	188.6	-5.32%
Building Permits	Sep	1.4M	+0.43%
Housing Starts	Sep	1.22M	-4.24%
New Home Sales	Aug	684K	+12.69%
Pending Home Sales	Aug	71.2	0%
Existing Home Sales	Oct	3.99M	+0.25%
Builder Confidence	Oct	29	-9.38%

© 2026 MBS Live, LLC. - This newsletter is a service of MarketNewsletters.com.

The interest rates provided in this newsletter are national averages from independent data sources. Rate/APR terms may differ from those listed above based on the creditworthiness of the borrower. All information provided "as is" for informational purposes only, not intended for trading purposes or financial advice.

Read or subscribe to my newsletter online at: http://mortgageratesupdate.com/bennett-capital-partners-mortgage-brokers

April has been a different story. Headlines chipped away at US/China trade relations with one of the most important first steps finally agreed to this week (a framework for enforcement). Britain secured a lengthy Brexit delay at an emergency EU summit (Brexit uncertainty had been helping rates). And economic data at home and abroad was far from troubling (in some cases, it was surprisingly strong). Long story short, the landscape no longer suggested the lowest rates in more than a year as being "just right."

But here we are talking about mortgage rates while we look at charts with 10yr Treasury yields. What's up with that?

This is a question best answered--at first anyway--with a chart.

© 2026 MBS Live, LLC. - This newsletter is a service of MarketNewsletters.com.

The interest rates provided in this newsletter are national averages from independent data sources. Rate/APR terms may differ from those listed above based on the creditworthiness of the borrower. All information provided "as is" for informational purposes only, not intended for trading purposes or financial advice.

Read or subscribe to my newsletter online at: http://mortgageratesupdate.com/bennett-capital-partners-mortgage-brokers

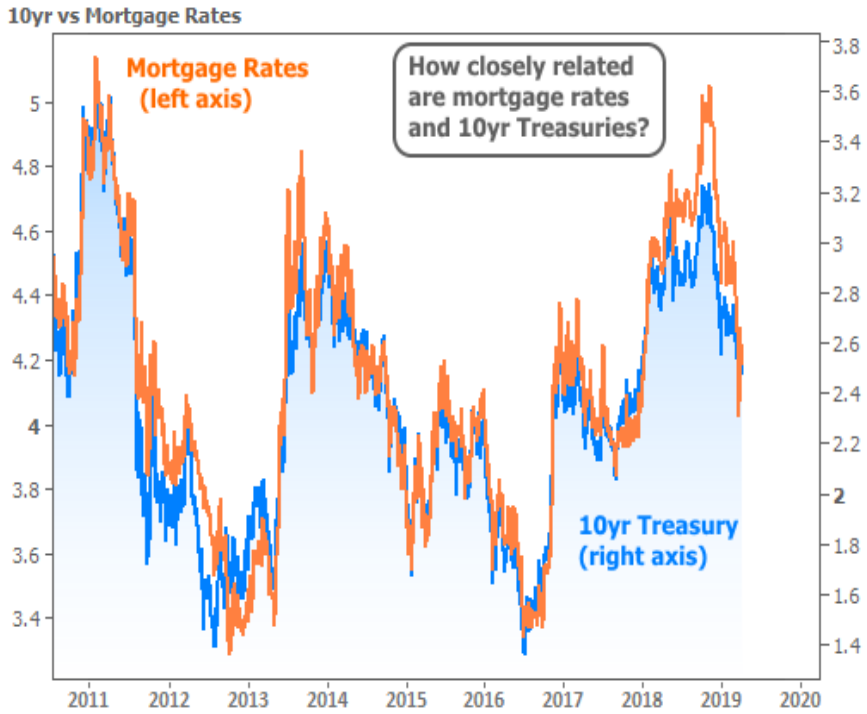

Clearly, 10yr Treasury yield movement is exceedingly relevant to mortgage rates. Treasuries are much more liquid, much more actively traded, and do a much better job of capturing the market's every little hope and concern. Simply put, they're what you want to follow if you want the **maximum amount of information** about longer-term rates.

But they also have differences, and those differences are important to the silver lining surrounding this week's spike in rates. Whereas 10yr yields are back up and above their levels from the close of business on March 20th, Mortgage rates aren't quite there yet. In fact, several lenders ended the week at the same levels seen on April 3rd. **Why the discrepancy?**

Suffice it to say that we'd be here all weekend were we to discuss all the nuances, but we can cover the core building blocks of mortgage rates--the reasons they follow Treasuries so closely yet look like this when charted on the same axis:

© 2026 MBS Live, LLC. - This newsletter is a service of MarketNewsletters.com.

The interest rates provided in this newsletter are national averages from independent data sources. Rate/APR terms may differ from those listed above based on the creditworthiness of the borrower. All information provided "as is" for informational purposes only, not intended for trading purposes or financial advice.

Read or subscribe to my newsletter online at: http://mortgageratesupdate.com/bennett-capital-partners-mortgage-brokers

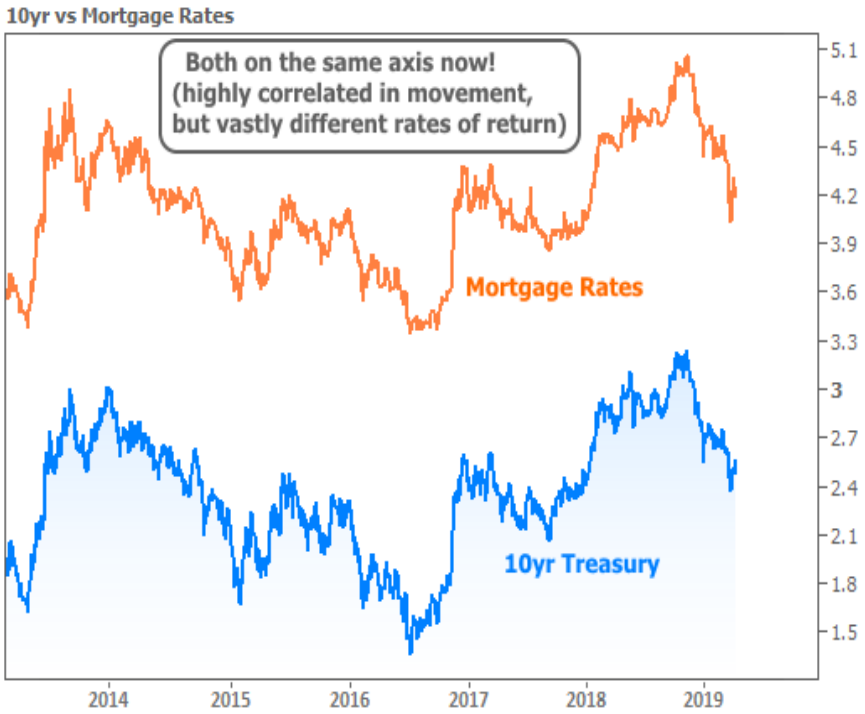

Mortgage rates are much higher than Treasuries primarily because **investors expect to be compensated for taking additional risk**. Treasuries are as risk-free as you can get when it comes to the bond market. Mortgage rates are just as safe in terms of reclaiming one's initial investment (because the government backs Fannie and Freddie as well as the FHA/USDA/VA--all the big players), but they're risky in the sense that they can vary greatly in terms of how long they last.

If an investor is going to take the risk that their principal investment is tied up at a super low rate (because borrowers don't want to refi or sell), they're missing out on the opportunity to invest that money at a higher rate of return. They're compensated for this by demanding higher rates upfront. It **builds in a cushion** against those risks and affords better returns if those risks don't materialize.

Beyond investors, there are **lenders** who have to be paid for the various costs they incur as a part of the origination and rate-lock process, **servicers** who get paid an ongoing rate of return for collecting payments, and of course the **government** (indirectly) who collects the biggest chunk of the white space in the chart above in order to guarantee that investors will get their principal back when loans default. Don't worry about the government, by the way! They're doing very well for themselves on that deal--so well that their fees account for roughly half a percentage point on every conventional loan.

Before you conclude that the government is **stealing** half a point of interest on every mortgage, just remember that investor demand wouldn't be as high without the government guarantee. So although the government wouldn't be getting anything in an alternate scenario, rates would still be nearly as high, or higher (this is one reason that Fannie/Freddie reform hasn't been a quick or easy task, not to mention the fact that they're cash cows for the US Treasury).

Coming full circle now, because of all the complicated additional considerations related to mortgage rates, they often **struggle to keep pace** with Treasury yields when things get extra volatile. That can be frustrating when rates are dropping quickly, but a blessing in disguise when they're bouncing back up, as they are at the end of the current week. That could change any time, so anyone with potential financing needs in the near term would be well-served to set up a game-plan with a loan originator who stays on top of all of the above.

Subscribe to my newsletter online at: http://mortgageratesupdate.com/bennett-capital-partners-mortgage-brokers

© 2026 MBS Live, LLC. - This newsletter is a service of MarketNewsletters.com.

The interest rates provided in this newsletter are national averages from independent data sources. Rate/APR terms may differ from those listed above based on the creditworthiness of the borrower. All information provided "as is" for informational purposes only, not intended for trading purposes or financial advice.

Read or subscribe to my newsletter online at: http://mortgageratesupdate.com/bennett-capital-partners-mortgage-brokers

Recent Economic Data

Date	Event	Actual	Forecast	Prior
Tuesday, Apr 09				
1:00PM	3-Yr Note Auction (bl)	38		
Wednesday, Apr 10				
8:30AM	Mar Core CPI (Annual) (%)	2.0	2.1	2.1
8:30AM	Mar Consumer Price Index (CPI) (%)	0.4	0.3	0.2
8:36AM	Mario Draghi Press Conference			
1:00PM	10-yr Note Auction (bl)	24		
2:00PM	FOMC Minutes			
Thursday, Apr 11				
8:30AM	Mar Core Producer Prices YY (%)	2.4	2.4	2.5
8:30AM	Mar Producer Prices (%)	0.6	0.3	0.1
8:30AM	w/e Jobless Claims (k)	196	204	202
8:30AM	w/e Continued jobless claims (ml)	1.713	1.738	1.717
1:00PM	30-Yr Bond Auction (bl)	16		
Friday, Apr 12				
8:30AM	Mar Import prices mm (%)	0.6	0.4	0.6
8:30AM	Mar Export prices mm (%)	0.7	0.2	0.6
10:00AM	Apr 1yr Inflation Outlook (%)	2.4		2.5
10:00AM	Apr 5yr Inflation Outlook (%)	2.3		2.5
10:00AM	Apr Consumer Sentiment	96.9	98.0	98.4
Monday, Apr 15				
8:30AM	Apr NY Fed Manufacturing	10.1	6.70	3.70
Tuesday, Apr 16				
9:15AM	Mar Industrial Production (%)	-0.1	0.2	0.1
9:15AM	Mar Capacity Utilization (%)	78.8	79.1	78.2
Wednesday, Apr 17				
7:00AM	w/e Mortgage Market Index	459.0		475.6
7:00AM	w/e MBA Purchase Index	280.7		278.1
10:00AM	Feb Wholesale inventories mm (%)	0.2	0.5	
Thursday, Apr 18				
8:30AM	Mar Retail Sales (%)	1.6	0.9	-0.2
8:30AM	w/e Jobless Claims (k)	192	205	196
10:00AM	Mar Leading index chg mm (%)	0.4	0.4	0.2
Friday, Apr 19				
8:30AM	Mar Building permits: number (ml)	1.269	1.300	1.291
8:30AM	Mar Build permits: change mm (%)	-1.7		-2.0
8:30AM	Mar Housing starts number mm (ml)	1.139	1.230	1.162

Event Importance:

No Stars = Insignificant
☆ Low
★ Moderate
★★ Important
★★ Very Important

© 2026 MBS Live, LLC. - This newsletter is a service of MarketNewsletters.com.

The interest rates provided in this newsletter are national averages from independent data sources. Rate/APR terms may differ from those listed above based on the creditworthiness of the borrower. All information provided "as is" for informational purposes only, not intended for trading purposes or financial advice.

Read or subscribe to my newsletter online at: http://mortgageratesupdate.com/bennett-capital-partners-mortgage-brokers

Date	Event	Actual	Forecast	Prior
8:30AM	Mar House starts mm: change (%)	-0.3		-8.7

From Bennett Capital Partners Mortgage Brokers

At Bennett Capital Partners Mortgage Brokers, located on Brickell Avenue in Miami, we are your trusted Florida mortgage broker, specializing in residential and commercial loans.

Our services are tailored to your needs, offering competitive rates and fast turnarounds. Whether you're seeking a conventional, VA, or FHA loan, we've got you covered. We also offer financing for warrantable and non-warrantable condos, condo-tels, first-time homebuyers, foreign nationals, and more.

Our specialties include:

- DSCR loans
- No Doc Loans
- Hard money loans
- Bridge Loans
- Private lending
- Jumbo loans
- Investment property loans
- 100 percent financing

We proudly serve all of Florida, including areas like Edgewater, South Beach, Brickell, Coral Gables, Tampa, Orlando, Fort Lauderdale, Naples, and more. Contact us today for expert mortgage advice and personalized loan solutions across the state!

Philip Bennett

REALTOR®

EQUAL HOUSING OPPORTUNITY

© 2026 MBS Live, LLC. - This newsletter is a service of MarketNewsletters.com.

The interest rates provided in this newsletter are national averages from independent data sources. Rate/APR terms may differ from those listed above based on the creditworthiness of the borrower. All information provided "as is" for informational purposes only, not intended for trading purposes or financial advice.

Read or subscribe to my newsletter online at: http://mortgageratesupdate.com/bennett-capital-partners-mortgage-brokers