Philip Bennett
President, Bennett Capital Partners Mortgage Brokers
Business NMLS # 2046862
1101 Brickell Ave STE 800 Miami, FL 33131

Office: 800-457-9057
Mobile: 305-407-0747
philip@bcpmortgage.com
View My Website

Just When You Thought It Couldn't Get Any Crazier

Last week's newsletter asked whether or not the highest interest rates of this economic cycle are behind us. At the time, this was a relatively new and bold assertion. Now, this week makes that assessment look **tame** by comparison.

Specifically, rates **surged** triumphantly lower, and at a much quicker pace. From the recent highs, this is now the biggest, fastest drop in rates of the past 2 years. The counterpoints are that it took the highest rates in 7 years to set us up for these gains, and that 2018's trend of "higher lows" remains intact.

Passing judgment on the significance of this drop in rates isn't important though. **What everyone wants to know** is whether this is just a **temporary** bout of volatility or the beginning of a **sustained** move. To answer that, we'll need to do our best to understand why the move is happening in the first place.

National Average Mortgage Rates

Mortgage News Daily	Rate	Change	Points
30YR Fixed	7.33%	**0.00**	0.00
15YR Fixed	7.01%	**+0.02**	0.00
30YR FHA	6.98%	**+0.02**	0.00
30YR Jumbo	7.60%	**0.00**	0.00
7/6 SOFR	6.85%	**+0.03**	0.00
30YR VA	6.99%	**+0.01**	0.00

Rates as of: 10/27

MBS and Treasury

	Price / Yield	Change
MBS UMBS 6.0	99.48	+0.03
10 YR Treasury	4.9958	-0.0030
30 YR Treasury	5.3007	-0.0112

Pricing as of: 10/28 9:10AM EST

Recent Housing Data

		Value	Change
Mortgage Apps	Oct 14	188.6	-5.32%
Building Permits	Sep	1.4M	+0.43%
Housing Starts	Sep	1.22M	-4.24%
New Home Sales	Aug	684K	+12.69%
Pending Home Sales	Aug	71.2	0%
Existing Home Sales	Oct	3.99M	+0.25%
Builder Confidence	Oct	29	-9.38%

© 2026 MBS Live, LLC. - This newsletter is a service of MarketNewsletters.com.

The interest rates provided in this newsletter are national averages from independent data sources. Rate/APR terms may differ from those listed above based on the creditworthiness of the borrower. All information provided "as is" for informational purposes only, not intended for trading purposes or financial advice.

Read or subscribe to my newsletter online at: http://mortgageratesupdate.com/bennett-capital-partners-mortgage-brokers

Given the volatility in stocks in October and November, that's a good place to start. Indeed, stocks did more than anything to set the tone for bonds from early October through most of November. Notice how the orange and blue lines track each other almost perfectly during that time.

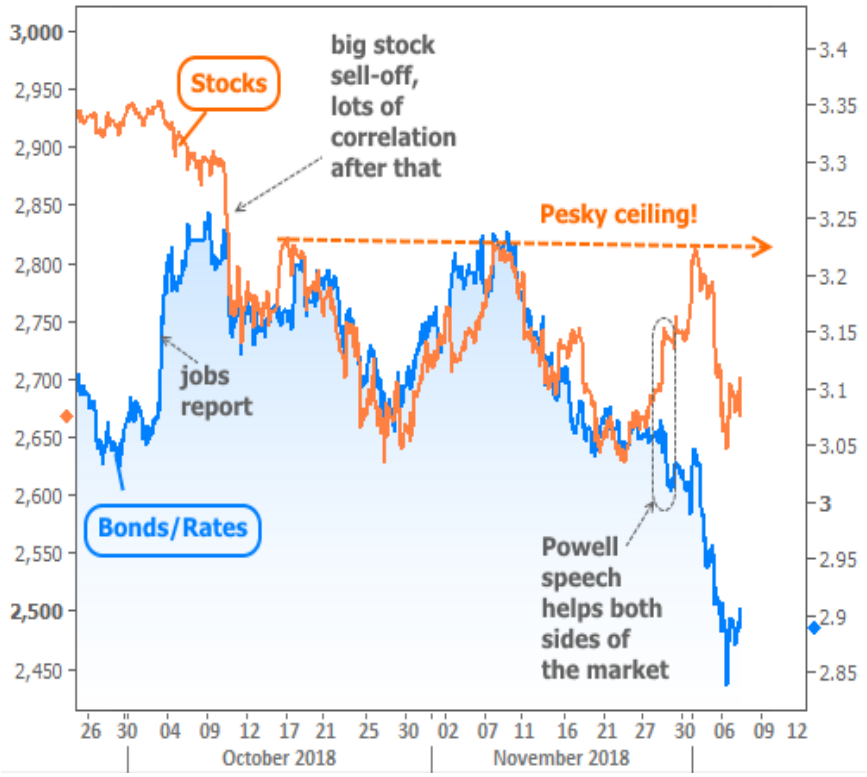

The correlation began to break down after last week's Powell speech (which helped both stocks and bonds). Because of this, we **can't fully credit stocks** for the big drop in rates. We can, however, examine how stocks are part of the equation.

There are always multiple factors underlying the ups and downs in stock prices, but there are also usually some general themes in play. The **"pesky ceiling"** in the previous chart is one of those themes. It speaks to the inability of the stock market to make a convincing move back up to September's highs.

In the bigger picture, that pesky ceiling is reinforcing a broader deceleration in stock market gains. The following chart shows year-over-year percent change in stock prices. This measurement has only turned negative **twice** during this economic expansion: once when Europe seemed to be on the brink of a systemic crisis and once when investors worried that the Fed's first rate hike (as well as Brexit) might hearken the end of what was already a long-lived economic cycle.

© 2026 MBS Live, LLC. - This newsletter is a service of MarketNewsletters.com.

The interest rates provided in this newsletter are national averages from independent data sources. Rate/APR terms may differ from those listed above based on the creditworthiness of the borrower. All information provided "as is" for informational purposes only, not intended for trading purposes or financial advice.

Read or subscribe to my newsletter online at: http://mortgageratesupdate.com/bennett-capital-partners-mortgage-brokers

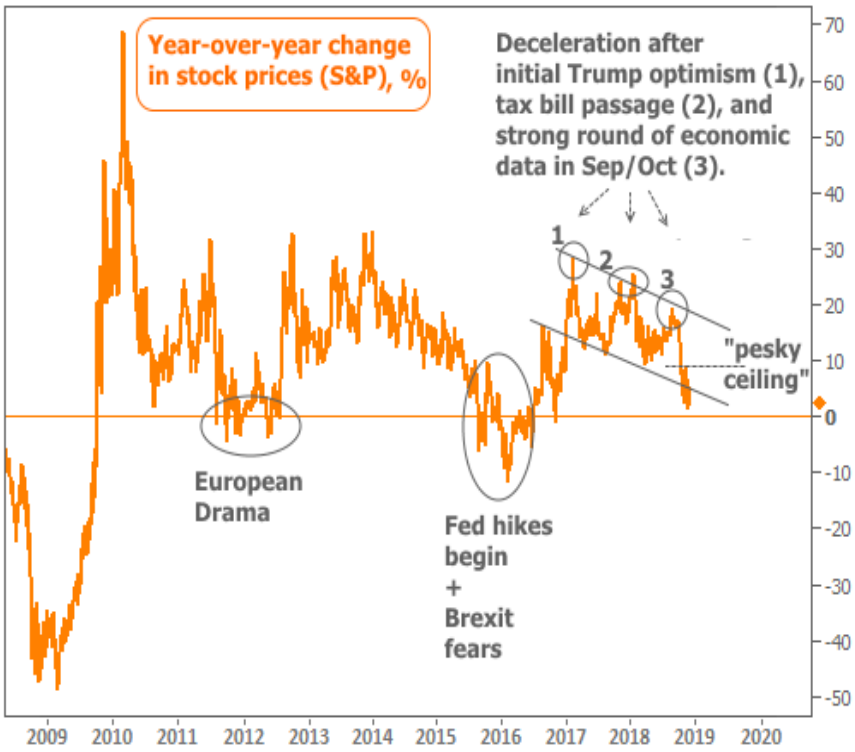

As the chart suggests, the presidential election provided a **shot in the arm** for the economic cycle. Most of this had to do with the tax bill, which was passed in early 2018 (coincides with the spikes in the "2" circle in the chart). Momentum flagged throughout the summer, but got another boost from strong economic data in September and October ("3" circle). That same data hurt interest rates due to fear that the Fed would need to hike its policy rate even faster.

What a change one little month makes! Something happened in November and early December to cause a rapid reevaluation of that fear. The **gradual** part of the move is easily explained with a softening of economic data in November. Stocks, bond yields (rates), and Fed rate hike expectations were all able to lower their defenses. This can be seen in the **dotted line** in the chart below.

© 2026 MBS Live, LLC. - This newsletter is a service of MarketNewsletters.com.

The interest rates provided in this newsletter are national averages from independent data sources. Rate/APR terms may differ from those listed above based on the creditworthiness of the borrower. All information provided "as is" for informational purposes only, not intended for trading purposes or financial advice.

Read or subscribe to my newsletter online at: http://mortgageratesupdate.com/bennett-capital-partners-mortgage-brokers

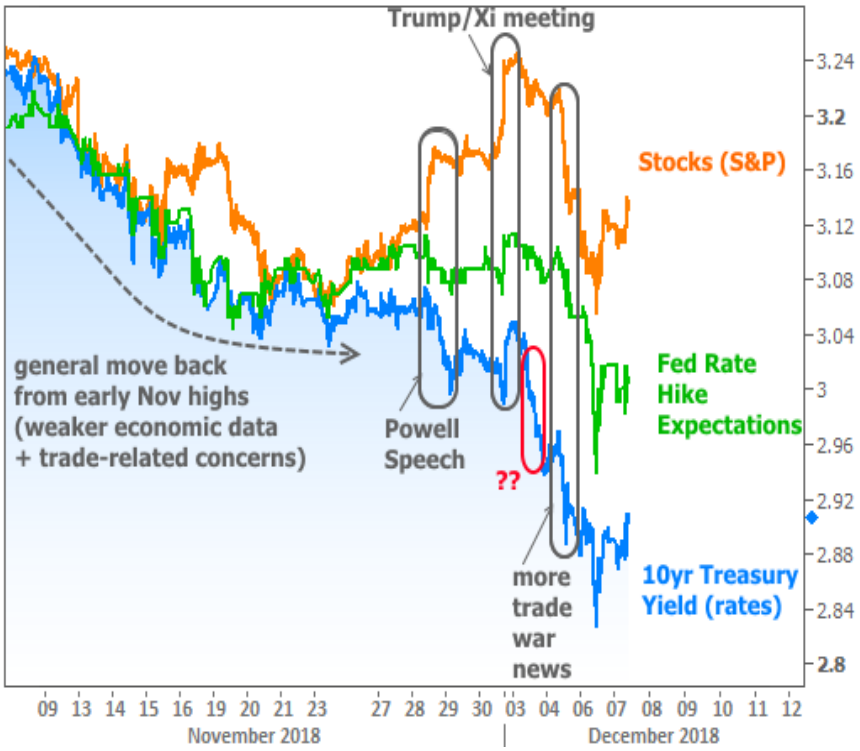

Clearly, things got a little crazy after that dotted line! The sideways movement (before the Powell speech) is a fairly typical part of the Thanksgiving holiday. After that, it's not uncommon to see the next wave of momentum show up to set the tone heading into the end of the year. It just needed a catalyst. As we discussed last week, Powell's speech served as that catalyst.

This week, however, things got **more complicated**. A meeting between Trump and Xi regarding US/China trade relations boosted stocks over the weekend and pushed rates slightly higher as of Monday morning. As additional details emerged from the meeting several days later, the weekend's move was reversed (see the "more trade war news" caption in the chart).

But **before** that we have the mysterious move in Treasury yields (highlighted in red). This one **didn't** coincide with a similar move in stocks or Fed rate hike expectations. Bonds were moving of their own accord (truly impressive considering the move began with rates already near their best levels in 2 months).

What could have motivated bonds to take off like this? There's a reason for the question marks. This is one of those moves with no overt, singular motivation--even though it's the most important move we've seen bonds make in a while. **One thing we do know** is that it was the first day of a new month, and that the activity in bonds really began to pick up right when US traders began making their first trades of the month.

This wouldn't be the first time that the calendar has had a noticeable impact on markets. A certain portion of traders have to hold a certain mix of investments at the end of any given month. The beginning of the following month allows for some more flexibility, and it's not uncommon to see momentum shift a bit right out of the gate. The fact that it shifted in a big, friendly way is what's important. It let us know that **traders had a bit of an agenda** coming into December.

If we had to speak for that agenda, it would go something like this:

© 2026 MBS Live, LLC. - This newsletter is a service of MarketNewsletters.com.

The interest rates provided in this newsletter are national averages from independent data sources. Rate/APR terms may differ from those listed above based on the creditworthiness of the borrower. All information provided "as is" for informational purposes only, not intended for trading purposes or financial advice.

Read or subscribe to my newsletter online at: http://mortgageratesupdate.com/bennett-capital-partners-mortgage-brokers

"OK, so the economic data was surprisingly strong in Sept/Oct, and it made some sense to worry about quicker rate hikes or higher long-term rates. But we all saw things cool down in November. We know this economic cycle won't last forever. We know housing has increasingly acted as a drag. We can see that stocks aren't eager to undo the damage sustained a couple months ago. We heard what Powell had to say last week about being closer to a neutral rate. We wouldn't be crazy to expect the upcoming jobs data and Fed announcement to be less enthusiastic than recent examples. Considering all of the above, it may be time to start trading as if the long-term rate ceiling is behind us. We can't yet know how far or how quickly rates might drop, only that it's time to start thinking about pointing the ship in that direction."

One caveat for any discussion about a rate rally is that mortgage rates are less able to participate than Treasury yields. This has to do with several factors, but chief among them is the fact that the Fed is now basically done buying mortgage-backed-securities as part of its reinvestment program. The **takeaway** is that mortgage rates won't usually fall as quickly as the Treasury yields they typically follow. **The silver lining** is that mortgage rates have less to lose in the event Treasury yields move back up.

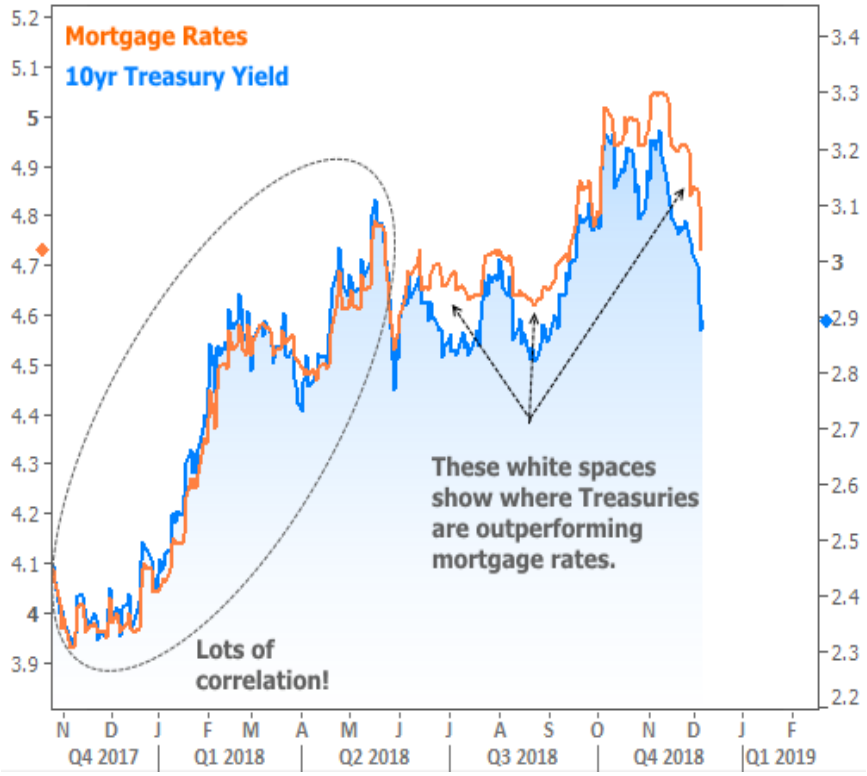

Subscribe to my newsletter online at: http://mortgageratesupdate.com/bennett-capital-partners-mortgage-brokers

Recent Economic Data

Date	Event	Actual	Forecast	Prior
Monday, Dec 03				
10:00AM	Oct Construction spending (%)	-0.1	0.4	0.0
10:00AM	Nov ISM Manufacturing PMI	59.3	57.6	57.7
Wednesday, Dec 05				
7:00AM	w/e MBA Purchase Index	249.9		247.8

Event Importance:

No Stars = Insignificant
☆ Low
★ Moderate
★★ Important
★★ Very Important

© 2026 MBS Live, LLC. - This newsletter is a service of MarketNewsletters.com.

The interest rates provided in this newsletter are national averages from independent data sources. Rate/APR terms may differ from those listed above based on the creditworthiness of the borrower. All information provided "as is" for informational purposes only, not intended for trading purposes or financial advice.

Read or subscribe to my newsletter online at: http://mortgageratesupdate.com/bennett-capital-partners-mortgage-brokers

Date	Event	Actual	Forecast	Prior
7:00AM	w/e Mortgage Refinance Index	836.4		787.7
Thursday, Dec 06				
8:15AM	Nov ADP National Employment (k)	179	195	227
8:30AM	Q3 Labor Costs Revised (%)	0.9	1.1	1.2
8:30AM	w/e Jobless Claims (k)	231	230	234
10:00AM	Nov ISM N-Mfg PMI	60.7	59.2	60.3
10:00AM	Oct Factory orders mm (%)	-2.1	-2.0	0.7
Friday, Dec 07				
8:30AM	Nov Non-farm payrolls (k)	155	175	250
8:30AM	Nov Unemployment rate mm (%)	3.7	3.7	3.7
10:00AM	Dec 1yr Inflation Outlook (%)	2.7		2.8
10:00AM	Dec 5yr Inflation Outlook (%)	2.4		2.6
10:00AM	Dec Consumer Sentiment	97.5	97.0	97.5
Tuesday, Dec 11				
8:30AM	Nov Producer Prices (%)	+0.1	0.0	0.6
8:30AM	Nov Core Producer Prices YY (%)	+2.7	2.5	2.6
1:00PM	3-Yr Note Auction (bl)	38		
Wednesday, Dec 12				
7:00AM	w/e Mortgage Refinance Index	851.6		836.4
7:00AM	w/e MBA Purchase Index	256.1		249.9
8:30AM	Nov CPI mm, sa (%)	0.0	0.0	0.3
8:30AM	Nov Core CPI Year/Year (%)	+2.2	2.2	2.1
Thursday, Dec 13				
8:30AM	Nov Import prices mm (%)	-1.6	-0.9	0.5
8:30AM	w/e Jobless Claims (k)	206	222	231
Friday, Dec 14				
8:30AM	Nov Retail Sales (%)	+0.2	0.2	0.8
9:15AM	Nov Industrial Production (%)	+0.6	0.3	0.1
10:00AM	Oct Business Inventories (%)	+0.6	0.6	0.3
Wednesday, Jan 09				
1:00PM	10-yr Note Auction (bl)	24		
Thursday, Jan 10				
1:00PM	30-Yr Bond Auction (bl)	16		

© 2026 MBS Live, LLC. - This newsletter is a service of MarketNewsletters.com.

The interest rates provided in this newsletter are national averages from independent data sources. Rate/APR terms may differ from those listed above based on the creditworthiness of the borrower. All information provided "as is" for informational purposes only, not intended for trading purposes or financial advice.

Read or subscribe to my newsletter online at: http://mortgageratesupdate.com/bennett-capital-partners-mortgage-brokers

From Bennett Capital Partners Mortgage Brokers

At Bennett Capital Partners Mortgage Brokers, located on Brickell Avenue in Miami, we are your trusted Florida mortgage broker, specializing in residential and commercial loans.

Our services are tailored to your needs, offering competitive rates and fast turnarounds. Whether you're seeking a conventional, VA, or FHA loan, we've got you covered. We also offer financing for warrantable and non-warrantable condos, condo-tels, first-time homebuyers, foreign nationals, and more.

Our specialties include:

- DSCR loans
- No Doc Loans
- Hard money loans
- Bridge Loans
- Private lending
- Jumbo loans
- Investment property loans
- 100 percent financing

We proudly serve all of Florida, including areas like Edgewater, South Beach, Brickell, Coral Gables, Tampa, Orlando, Fort Lauderdale, Naples, and more. Contact us today for expert mortgage advice and personalized loan solutions across the state!

Philip Bennett

REALTOR®

EQUAL HOUSING OPPORTUNITY

© 2026 MBS Live, LLC. - This newsletter is a service of MarketNewsletters.com.

The interest rates provided in this newsletter are national averages from independent data sources. Rate/APR terms may differ from those listed above based on the creditworthiness of the borrower. All information provided "as is" for informational purposes only, not intended for trading purposes or financial advice.

Read or subscribe to my newsletter online at: http://mortgageratesupdate.com/bennett-capital-partners-mortgage-brokers