Philip Bennett
President, Bennett Capital Partners Mortgage Brokers
Business NMLS # 2046862
1101 Brickell Ave STE 800 Miami, FL 33131

Office: 800-457-9057
Mobile: 305-407-0747
philip@bcpmortgage.com
View My Website

Latest Pros and Cons on Housing and Rates

Home sales numbers and other housing-related data have been hot topics of conversation recently. Some say positive housing trends are over. Others say it's no big deal. The truth continues to be somewhere in between.

It's clear that we've turned some sort of corner when it comes to the housing market for 3 reasons:

1. **Existing Sales weakness**

As early as the end of 2017, we'd already seen year-over-year growth in existing home sales **contract** in 2 consecutive reports. That was the first time that had happened since the rate spike of 2013 led home sales into a cooling period for much of 2014. Since then, most of the reports have come in at slightly lower levels versus the previous year.

2. **Price Gains Turned a Corner**

The annual pace of home price gains began to decline as of this Spring--also for the first time since the 2014 cooling period. To be clear, home prices are **still appreciating** on average. But this year's appreciation rate has been lower than last year's for several months now.

3. **Inventory is Finally Rising**

However you want to slice it--time on market, months of supply--inventory is doing something different than it had been doing. 2015-2017 marked two years of an extremely stable trend of contraction (falling inventory). People were buying more homes than sellers were bringing to market. That began to change in early 2018.

National Average Mortgage Rates

Mortgage News Daily	Rate	Change	Points
30YR Fixed	7.33%	**0.00**	0.00
15YR Fixed	7.01%	**+0.02**	0.00
30YR FHA	6.98%	**+0.02**	0.00
30YR Jumbo	7.60%	**0.00**	0.00
7/6 SOFR	6.85%	**+0.03**	0.00
30YR VA	6.99%	**+0.01**	0.00

Rates as of: 10/27

MBS and Treasury

	Price / Yield	Change
MBS UMBS 6.0	99.41	-0.04
10 YR Treasury	5.0040	+0.0052
30 YR Treasury	5.3092	-0.0027

Pricing as of: 10/28 7:14AM EST

Recent Housing Data

		Value	Change
Mortgage Apps	Oct 14	188.6	-5.32%
Building Permits	Sep	1.4M	+0.43%
Housing Starts	Sep	1.22M	-4.24%
New Home Sales	Aug	684K	+12.69%
Pending Home Sales	Aug	71.2	0%
Existing Home Sales	Oct	3.99M	+0.25%
Builder Confidence	Oct	29	-9.38%

© 2026 MBS Live, LLC. - This newsletter is a service of MarketNewsletters.com.

The interest rates provided in this newsletter are national averages from independent data sources. Rate/APR terms may differ from those listed above based on the creditworthiness of the borrower. All information provided "as is" for informational purposes only, not intended for trading purposes or financial advice.

Read or subscribe to my newsletter online at: http://mortgageratesupdate.com/bennett-capital-partners-mortgage-brokers

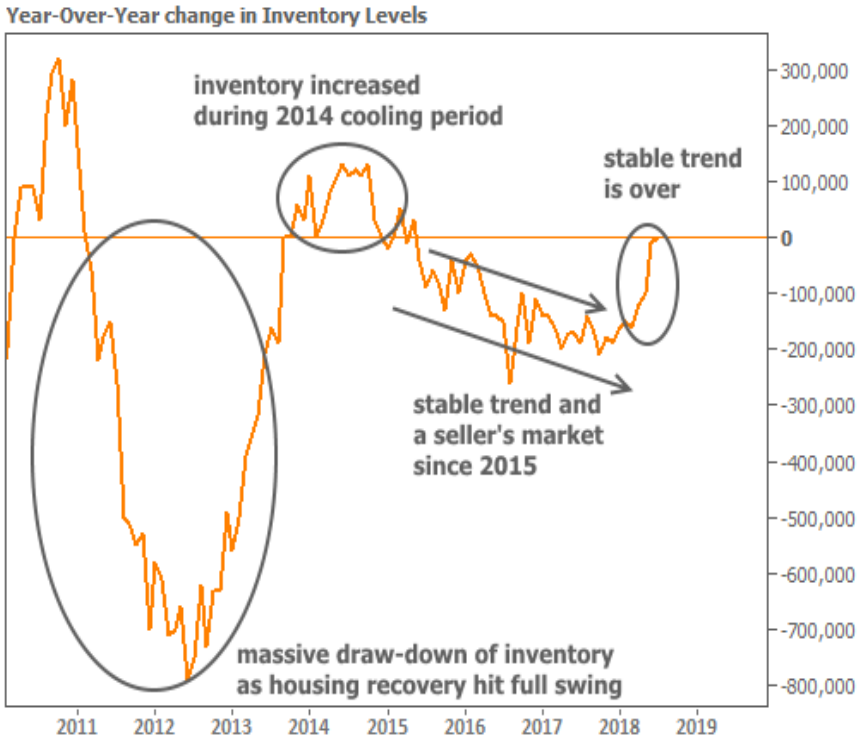

Inventory serves as a great jumping-off-point for the rest of this conversation. Let's look at the chart above again. As of this week, and for the first time in several years, the number of existing homes for sale **matches** the number from the same report last year. Before that, inventory was contracting. Indeed, the National Association of Realtors frequently cited inventory as a key constraint for home sales. In that sense, it could just as easily make the list of factors that may **help** home sales going forward.

If anything, we're really only seeing another instance of "cooling-off" for housing numbers--a shift from an outright seller's market to something that gives buyers a fighting chance. Any time that happens, the early phases end up looking like a reversal. In both cases, lines on charts change their path and year-over-year growth turns negative. It's happened to existing home sales on **multiple occasions** throughout the recovery.

© 2026 MBS Live, LLC. - This newsletter is a service of MarketNewsletters.com.

The interest rates provided in this newsletter are national averages from independent data sources. Rate/APR terms may differ from those listed above based on the creditworthiness of the borrower. All information provided "as is" for informational purposes only, not intended for trading purposes or financial advice.

Read or subscribe to my newsletter online at: http://mortgageratesupdate.com/bennett-capital-partners-mortgage-brokers

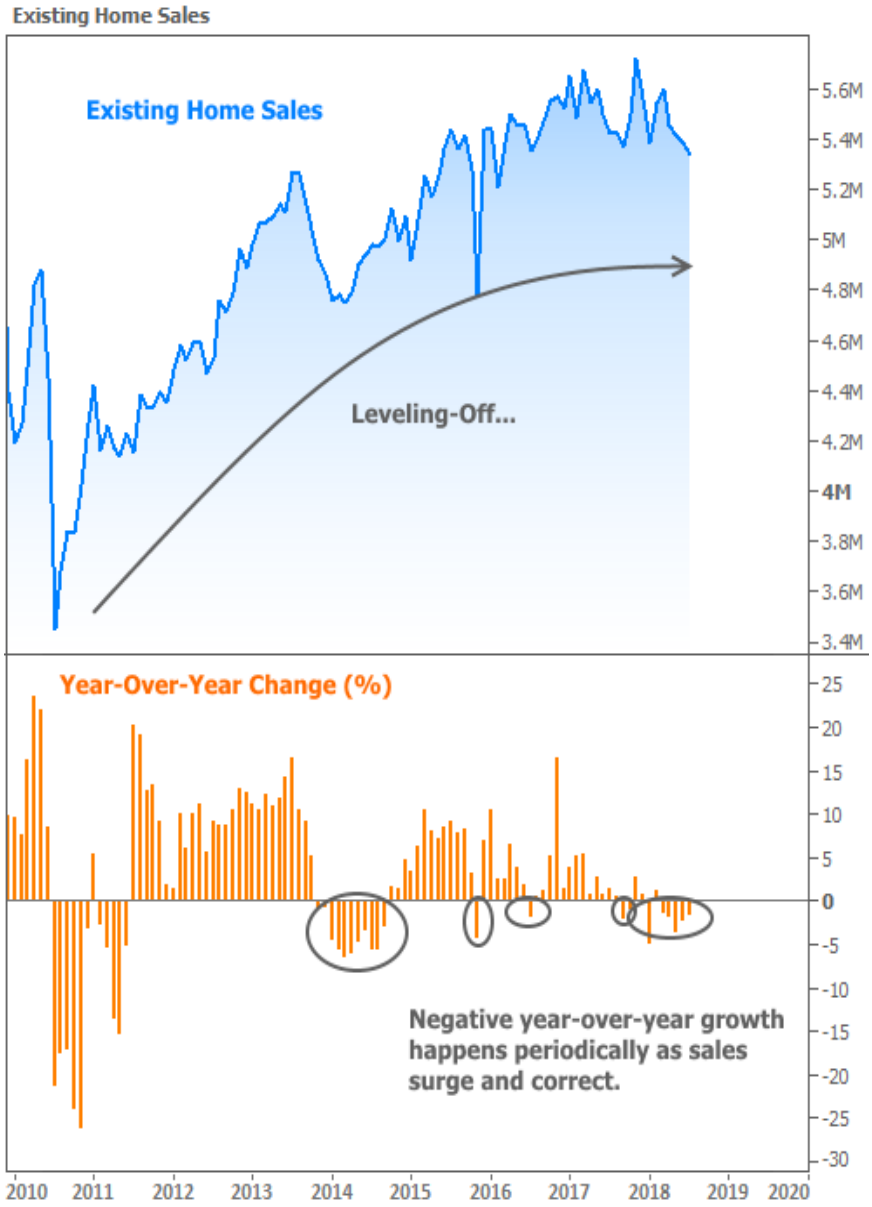

Speaking of fighting chances, the cooling in home price appreciation wasn't a moment too soon. Here too, we can take one of the negative talking points for the housing market and counter with the "too much of a good thing" argument. Price appreciation can only outstrip income gains for so long.

© 2026 MBS Live, LLC. - This newsletter is a service of MarketNewsletters.com.

The interest rates provided in this newsletter are national averages from independent data sources. Rate/APR terms may differ from those listed above based on the creditworthiness of the borrower. All information provided "as is" for informational purposes only, not intended for trading purposes or financial advice.

Read or subscribe to my newsletter online at: http://mortgageratesupdate.com/bennett-capital-partners-mortgage-brokers

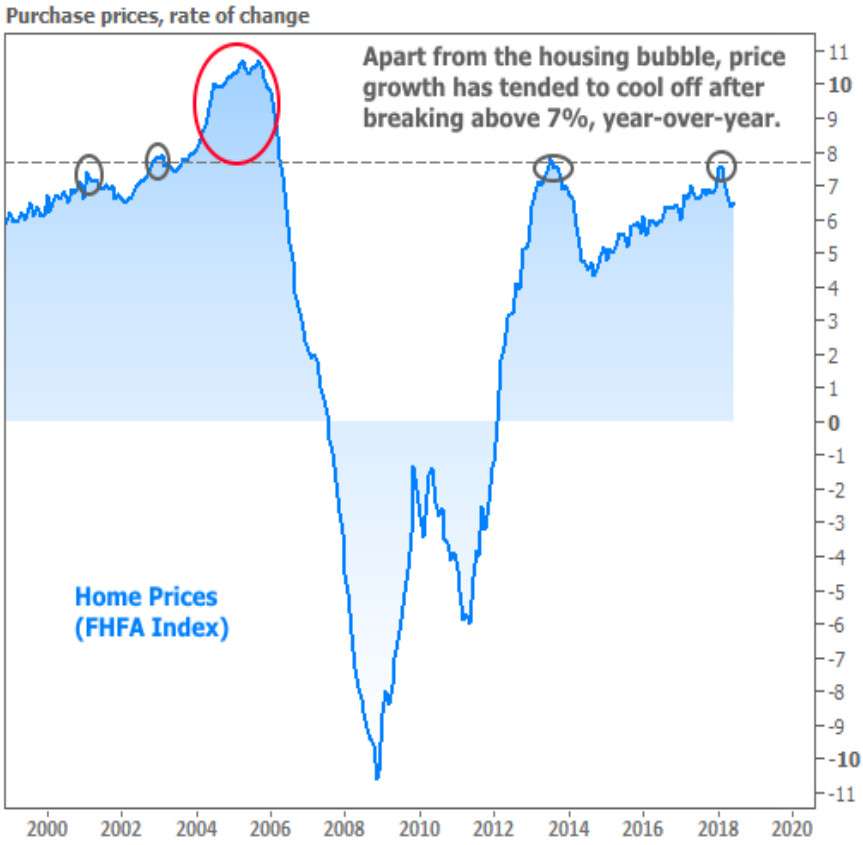

Interest rates have been a key supporting actor. Up to a certain point, the rising rate environment of the past 2 years didn't cause major problems. This was especially true as rates recovered during much of 2017. But in 2018 the spike resumed--with unavoidable implications for affordability eventually taking a toll on home price appreciation.

Paradoxically, the good news is that traders are betting **more heavily than ever** that rates will continue to move higher. The following chart shows rates in relation to trading positions. The higher the orange line, the more traders are betting on rising rates. This can actually be a contrarian indicator at times (like early 2017). Trading positions often become this lopsided only when traders are chasing some underlying theme that is already nearing completion. In the simplest terms, it would be like saying rate sentiment has hit rock bottom and we could soon be looking at a "nowhere to go but up" situation. Or is that "nowhere to go but down?"

© 2026 MBS Live, LLC. - This newsletter is a service of MarketNewsletters.com.

The interest rates provided in this newsletter are national averages from independent data sources. Rate/APR terms may differ from those listed above based on the creditworthiness of the borrower. All information provided "as is" for informational purposes only, not intended for trading purposes or financial advice.

Read or subscribe to my newsletter online at: http://mortgageratesupdate.com/bennett-capital-partners-mortgage-brokers

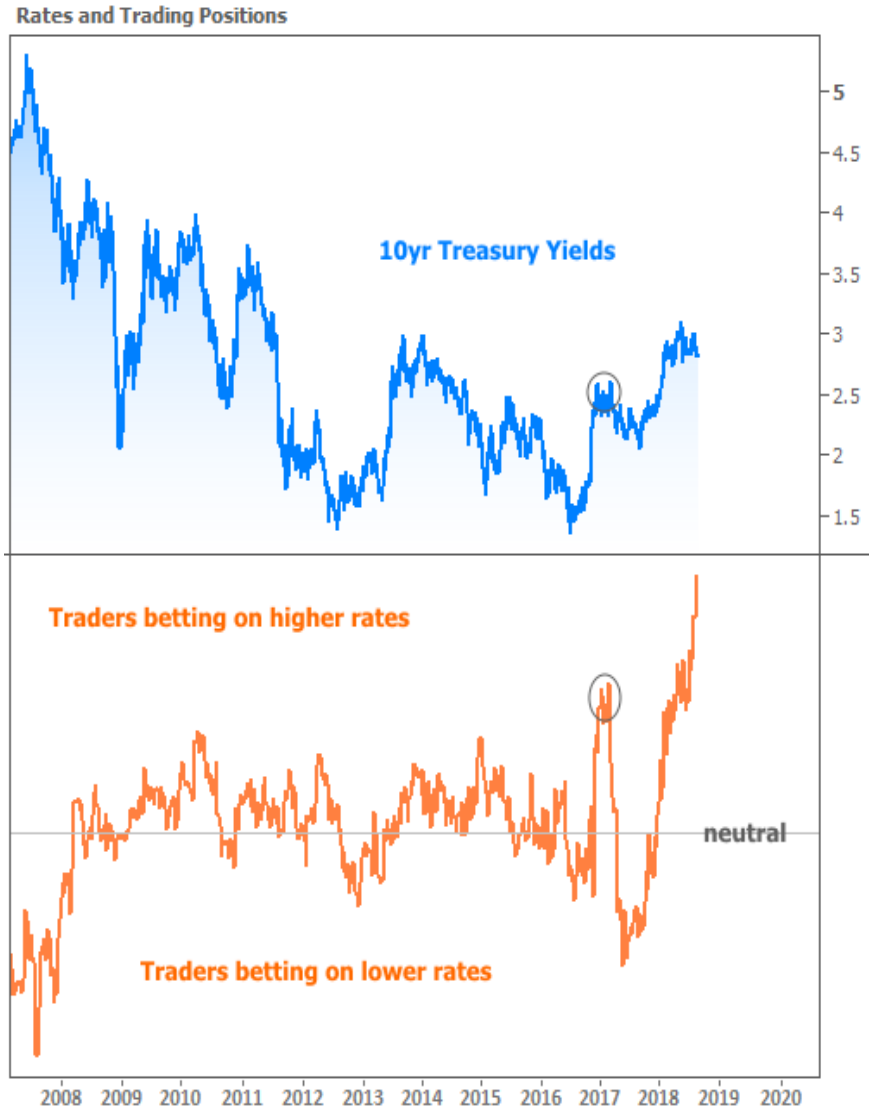

The major caveat to that line of thinking on rates is that the word "soon" could mean months or even years when it comes to the bond market. Still, it's a much better position to be in compared to the beginning of 2013 or the middle of 2017 when trading positions were skewed in the other direction. In both cases, the result was a swift move toward higher rates.

Subscribe to my newsletter online at: http://mortgageratesupdate.com/bennett-capital-partners-mortgage-brokers

Recent Economic Data

Date	Event	Actual	Forecast	Prior
Wednesday, Aug 22				
7:00AM	w/e MBA Purchase Index	232.1		225.5
7:00AM	w/e Mortgage Refinance Index	982.7		927.5
10:00AM	Jul Existing home sales (ml)	5.34	5.40	5.38
10:00AM	Jul Exist. home sales % chg (%)	-0.7	0.6	-0.6
Thursday, Aug 23				
8:30AM	w/e Jobless Claims (k)	210	214	212

Event Importance:

No Stars = Insignificant
☆ Low
★ Moderate
★★ Important
★★ Very Important

© 2026 MBS Live, LLC. - This newsletter is a service of MarketNewsletters.com.

The interest rates provided in this newsletter are national averages from independent data sources. Rate/APR terms may differ from those listed above based on the creditworthiness of the borrower. All information provided "as is" for informational purposes only, not intended for trading purposes or financial advice.

Read or subscribe to my newsletter online at: http://mortgageratesupdate.com/bennett-capital-partners-mortgage-brokers

Date	Event	Actual	Forecast	Prior
9:00AM	Jun Monthly Home Price yy (%)	6.5		6.4
9:00AM	Jun Monthly Home Price mm (%)	0.2		0.2
10:00AM	Jul New home sales chg mm (%)	-1.7	2.2	-5.3
10:00AM	Jul New home sales-units mm (ml)	0.627	0.645	0.631
Friday, Aug 24				
8:30AM	Jul Durable goods (%)	-1.7	-0.5	0.8
Monday, Aug 27				
1:00PM	2-Yr Note Auction (bl)	36		
Tuesday, Aug 28				
9:00AM	Jun CaseShiller 20 yy (%)	6.3	6.5	6.5
10:00AM	Aug Consumer confidence	133.4	126.7	127.4
1:00PM	5-Yr Note Auction (bl)	37		
Wednesday, Aug 29				
7:00AM	w/e MBA Purchase Index	230.1		232.1
7:00AM	w/e Mortgage Refinance Index	952.9		982.7
8:30AM	Q2 GDP Prelim (%)	4.2	4.0	4.1
10:00AM	Jul Pending Sales Index	106.2		106.9
10:00AM	Jul Pending Home Sales (%)	-0.7	0.3	0.9
1:00PM	7-Yr Note Auction (bl)	31		
Thursday, Aug 30				
8:30AM	Jul Consumer Spending (Consumption) (%)	+0.4	0.4	0.4
8:30AM	Jul Personal Income (%)	+0.3	0.3	0.4
8:30AM	Jul Core PCE (y/y) (%)	2.0	2.0	1.9
8:30AM	w/e Jobless Claims (k)	213	214	210
Friday, Aug 31				
9:45AM	Aug Chicago PMI	63.6	63.0	65.5
10:00AM	Aug U Mich Sentiment Final (ip)	96.2	95.5	95.3
Wednesday, Oct 17				
2:00PM	FOMC Minutes			

© 2026 MBS Live, LLC. - This newsletter is a service of MarketNewsletters.com.

The interest rates provided in this newsletter are national averages from independent data sources. Rate/APR terms may differ from those listed above based on the creditworthiness of the borrower. All information provided "as is" for informational purposes only, not intended for trading purposes or financial advice.

Read or subscribe to my newsletter online at: http://mortgageratesupdate.com/bennett-capital-partners-mortgage-brokers

From Bennett Capital Partners Mortgage Brokers

At Bennett Capital Partners Mortgage Brokers, located on Brickell Avenue in Miami, we are your trusted Florida mortgage broker, specializing in residential and commercial loans.

Our services are tailored to your needs, offering competitive rates and fast turnarounds. Whether you're seeking a conventional, VA, or FHA loan, we've got you covered. We also offer financing for warrantable and non-warrantable condos, condo-tels, first-time homebuyers, foreign nationals, and more.

Our specialties include:

- DSCR loans
- No Doc Loans
- Hard money loans
- Bridge Loans
- Private lending
- Jumbo loans
- Investment property loans
- 100 percent financing

We proudly serve all of Florida, including areas like Edgewater, South Beach, Brickell, Coral Gables, Tampa, Orlando, Fort Lauderdale, Naples, and more. Contact us today for expert mortgage advice and personalized loan solutions across the state!

Philip Bennett

REALTOR®

EQUAL HOUSING OPPORTUNITY

© 2026 MBS Live, LLC. - This newsletter is a service of MarketNewsletters.com.

The interest rates provided in this newsletter are national averages from independent data sources. Rate/APR terms may differ from those listed above based on the creditworthiness of the borrower. All information provided "as is" for informational purposes only, not intended for trading purposes or financial advice.

Read or subscribe to my newsletter online at: http://mortgageratesupdate.com/bennett-capital-partners-mortgage-brokers