Philip Bennett
President, Bennett Capital Partners Mortgage Brokers
Business NMLS # 2046862
1101 Brickell Ave STE 800 Miami, FL 33131

Office: 800-457-9057
Mobile: 305-407-0747
philip@bcpmortgage.com
View My Website

2 Very Different Ways to Look at Housing Numbers

This week was chock full of housing data ranging from construction and builder sentiment to the most recent tally on existing home sales. The takeaways can **vary** depending on your angle of approach. So let's look at all angles!

A key news item came from the New Residential Construction report, which counts building permits and "housing starts" (the breaking of ground on a new home). The headlines essentially wrote themselves as housing starts hit the highest level in **more than a decade**.

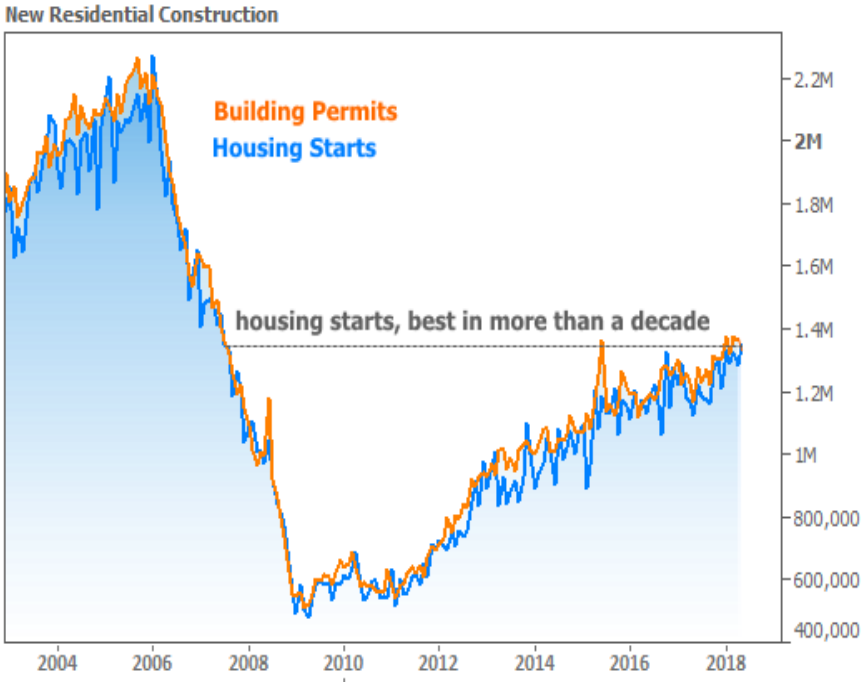

On the one hand, "highest in more than a decade" sounds impressive. **On the other hand**, considering where we were a decade ago, housing only needed to be "sideways to slightly stronger" to earn the distinction.

Caveats aside, things could certainly be much worse for home building, as can be seen in this week's Housing Market Index from the National Association of Home Builders. Although builder sentiment is down in recent months, it remains in historically high territory.

National Average Mortgage Rates

Mortgage News Daily	Rate	Change	Points
30YR Fixed	7.33%	**0.00**	0.00
15YR Fixed	7.01%	**+0.02**	0.00
30YR FHA	6.98%	**+0.02**	0.00
30YR Jumbo	7.60%	**0.00**	0.00
7/6 SOFR	6.85%	**+0.03**	0.00
30YR VA	6.99%	**+0.01**	0.00

Rates as of: 10/27

MBS and Treasury

	Price / Yield	Change
MBS UMBS 6.0	99.37	-0.08
10 YR Treasury	5.0061	+0.0073
30 YR Treasury	5.3060	-0.0059

Pricing as of: 10/28 8:07AM EST

Recent Housing Data

		Value	Change
Mortgage Apps	Oct 14	188.6	-5.32%
Building Permits	Sep	1.4M	+0.43%
Housing Starts	Sep	1.22M	-4.24%
New Home Sales	Aug	684K	+12.69%
Pending Home Sales	Aug	71.2	0%
Existing Home Sales	Oct	3.99M	+0.25%
Builder Confidence	Oct	29	-9.38%

© 2026 MBS Live, LLC. - This newsletter is a service of MarketNewsletters.com.

The interest rates provided in this newsletter are national averages from independent data sources. Rate/APR terms may differ from those listed above based on the creditworthiness of the borrower. All information provided "as is" for informational purposes only, not intended for trading purposes or financial advice.

Read or subscribe to my newsletter online at: http://mortgageratesupdate.com/bennett-capital-partners-mortgage-brokers

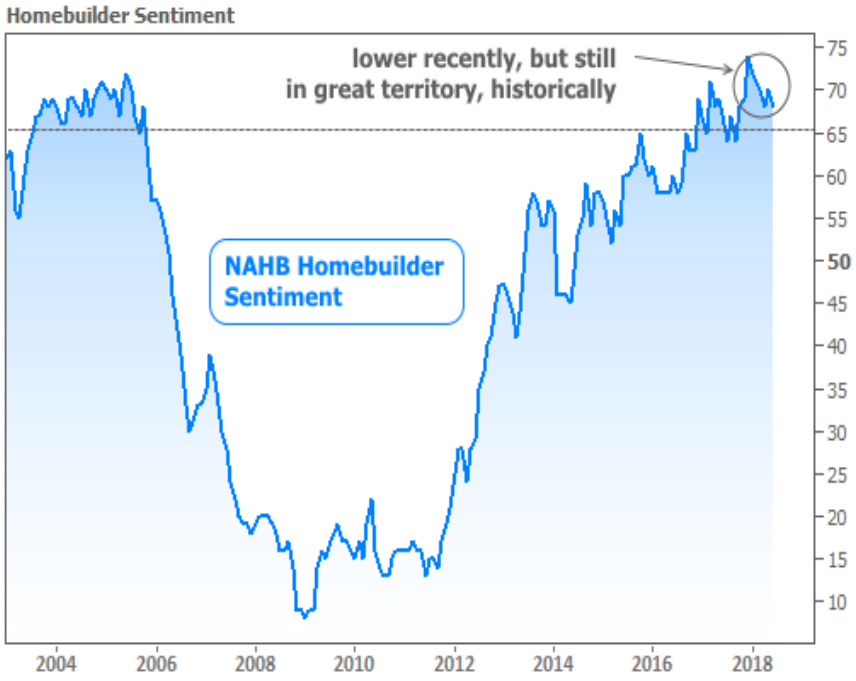

In separate data, the National Association of Realtors released its monthly report on Existing Homes. Sales continue trudging mostly sideways, **raising questions** about a potential ceiling.

Based on the chart above, it looks like existing home sales aren't doing as well as new construction. We can compare the two more fairly in terms of "percent change." Even then, we can get two different impressions. For instance, with 2012 as a baseline, NEW homes look like the clear winner. But with a baseline of 2006 (before the crisis), new homes just have more catching up to do.

© 2026 MBS Live, LLC. - This newsletter is a service of MarketNewsletters.com.

The interest rates provided in this newsletter are national averages from independent data sources. Rate/APR terms may differ from those listed above based on the creditworthiness of the borrower. All information provided "as is" for informational purposes only, not intended for trading purposes or financial advice.

Read or subscribe to my newsletter online at: http://mortgageratesupdate.com/bennett-capital-partners-mortgage-brokers

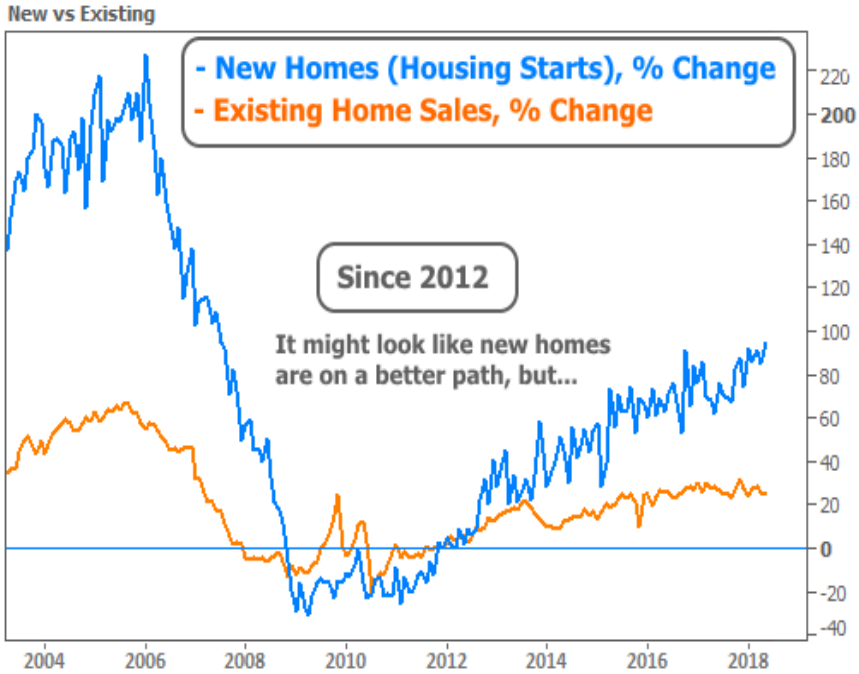

It's not just housing data that has a tendency to look completely different depending on our vantage point. **Stocks and bonds** are another classic example. Conventional wisdom holds that bond yields (aka "interest rates") and stocks tend to move in the same direction. That was definitely the case this week, as can be seen in the following chart. Over shorter time frames, such a high level of correlation is common, but the long-term charts look very different.

© 2026 MBS Live, LLC. - This newsletter is a service of MarketNewsletters.com.

The interest rates provided in this newsletter are national averages from independent data sources. Rate/APR terms may differ from those listed above based on the creditworthiness of the borrower. All information provided "as is" for informational purposes only, not intended for trading purposes or financial advice.

Read or subscribe to my newsletter online at: http://mortgageratesupdate.com/bennett-capital-partners-mortgage-brokers

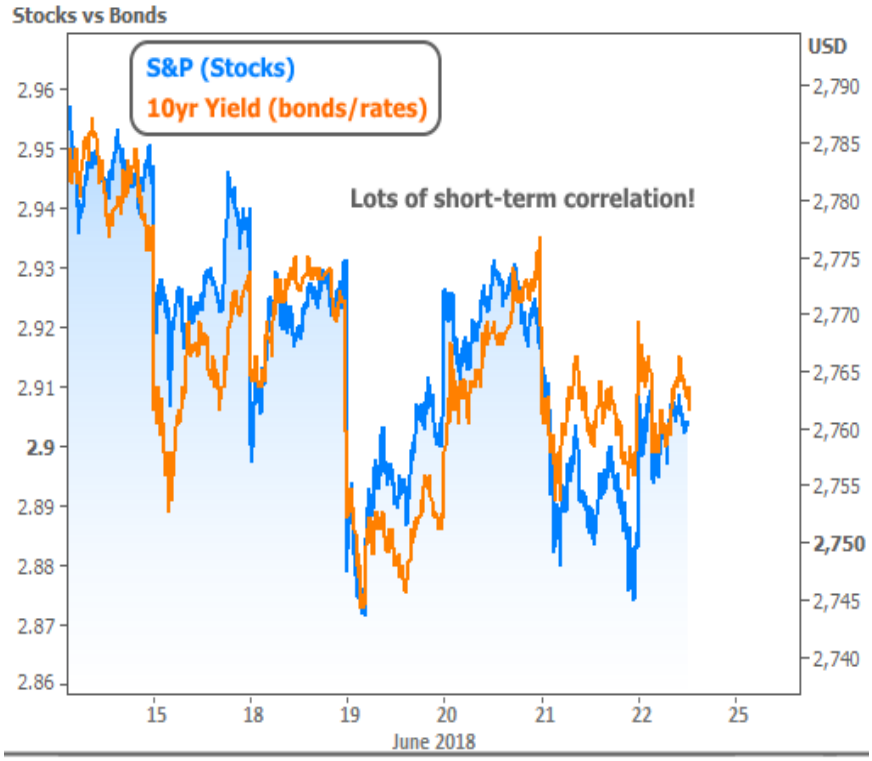

While that longer-term chart might seem like it **disproves** the conventional wisdom, it actually contains some clues. For instance, notice that rates (orange line) were generally rising and peaking at the same time as stocks in 2000 and 2007. If we were to zoom in on those time frames and re-scale the chart, we'd begin to see much more correlation.

Some of the market-watchers calling for a recession or a stock correction are seeing the same potential correlation over the past 12 months. It's definitely NOT safe to assume this means a ceiling is in for rates. Rather, the point is that if stocks really are hitting a longer-term ceiling in 2018, the consolation is that rates would likely follow stocks lower.

© 2026 MBS Live, LLC. - This newsletter is a service of MarketNewsletters.com.

The interest rates provided in this newsletter are national averages from independent data sources. Rate/APR terms may differ from those listed above based on the creditworthiness of the borrower. All information provided "as is" for informational purposes only, not intended for trading purposes or financial advice.

Read or subscribe to my newsletter online at: http://mortgageratesupdate.com/bennett-capital-partners-mortgage-brokers

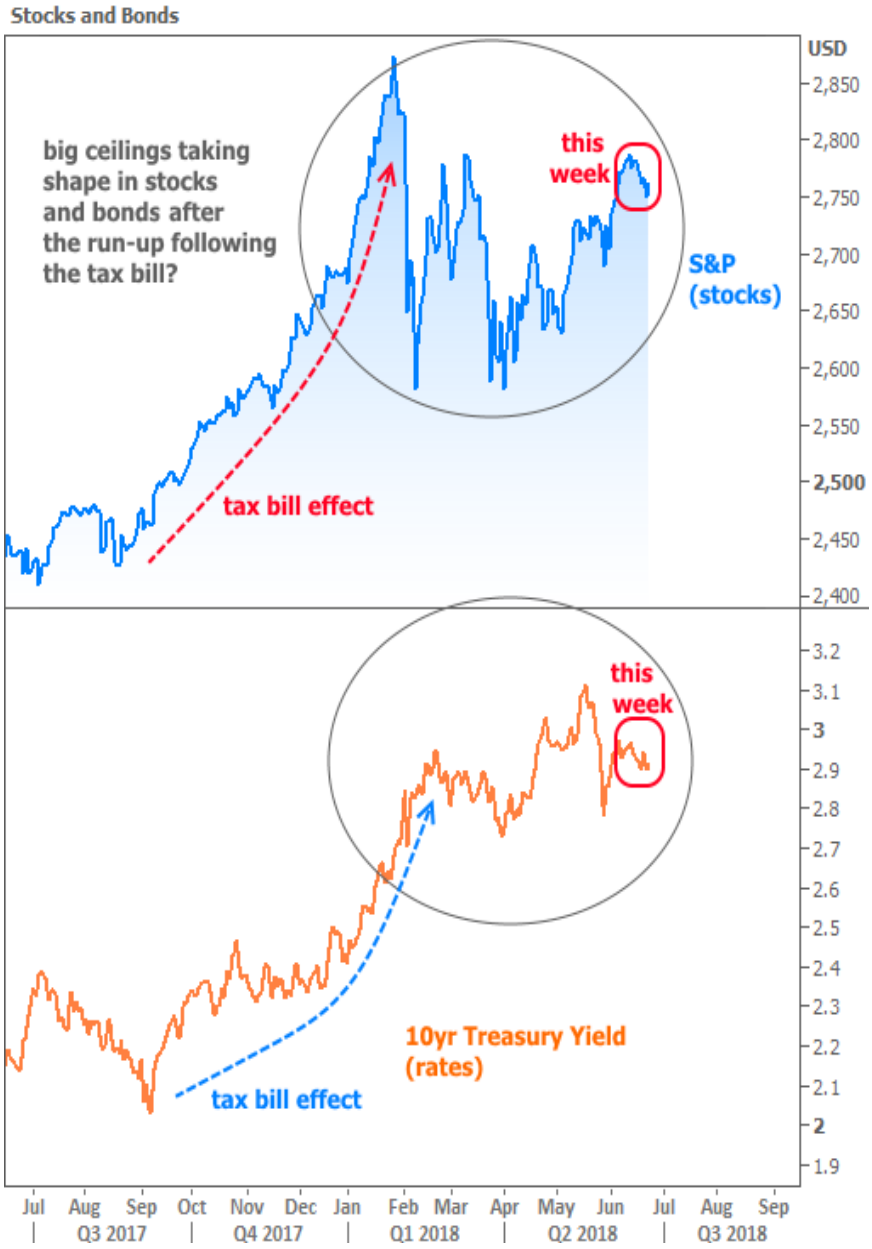

Subscribe to my newsletter online at: http://mortgageratesupdate.com/bennett-capital-partners-mortgage-brokers

Recent Economic Data

Date	Event	Actual	Forecast	Prior
Monday, Jun 18				
10:00AM	Jun NAHB housing market indx	68	70	70
Tuesday, Jun 19				
8:30AM	May Housing starts number mm (ml)	1.350	1.310	1.287
8:30AM	May Building permits: number (ml)	1.301	1.350	1.364
8:30AM	May Build permits: change mm (%)	-4.6		-0.9
8:30AM	May House starts mm: change (%)	5.0		-3.7

Event Importance:

No Stars = Insignificant
☆ Low
★ Moderate
★★ Important
★★ Very Important

© 2026 MBS Live, LLC. - This newsletter is a service of MarketNewsletters.com.

The interest rates provided in this newsletter are national averages from independent data sources. Rate/APR terms may differ from those listed above based on the creditworthiness of the borrower. All information provided "as is" for informational purposes only, not intended for trading purposes or financial advice.

Read or subscribe to my newsletter online at: http://mortgageratesupdate.com/bennett-capital-partners-mortgage-brokers

Date	Event	Actual	Forecast	Prior
Wednesday, Jun 20				
7:00AM	w/e MBA Purchase Index	259.6		249.0
7:00AM	w/e Mortgage Refinance Index	1052.3		992.2
10:00AM	May Existing home sales (ml)	5.43	5.52	5.46
Thursday, Jun 21				
8:30AM	Jun Philly Fed Business Index	19.9	29.0	34.4
8:30AM	w/e Jobless Claims (k)	218	220	218
Monday, Jun 25				
10:00AM	May New home sales chg mm (%)	+6.7	0.7	-1.5
10:00AM	May New home sales-units mm (ml)	0.689	0.667	0.662
Tuesday, Jun 26				
9:00AM	Apr CaseShiller 20 mm nsa (%)	0.8		1.0
10:00AM	Jun Consumer confidence	126.4	128.0	128.0
1:00PM	2-Yr Note Auction (bl)	34		
Wednesday, Jun 27				
7:00AM	w/e MBA Purchase Index	244.3		259.6
7:00AM	w/e Mortgage Refinance Index	1015.9		1052.3
8:30AM	May Durable goods (%)	-0.6	-1.0	-1.6
8:30AM	May Nondefense ex-air (%)	-0.2	0.5	1.0
10:00AM	May Pending Home Sales (%)	-0.5	0.5	-1.3
10:00AM	May Pending Sales Index	105.9		106.4
11:30AM	2-Yr Note Auction (bl)	16		
1:00PM	5-Yr Note Auction (bl)	36		
Thursday, Jun 28				
8:30AM	Q1 GDP Final (%)	+2.0	2.2	2.2
8:30AM	w/e Jobless Claims (k)	227	224	218
1:00PM	7-Yr Note Auction (bl)	30		
Friday, Jun 29				
8:30AM	May Personal Income (%)	+0.4	0.4	0.3
8:30AM	May Consumer Spending (Consumption) (%)	+0.2	0.4	0.6
8:30AM	May Core PCE (y/y) (%)	+2.0	1.9	1.8
9:45AM	Jun Chicago PMI	64.1	60.0	62.7
10:00AM	Jun U Mich 1Yr Inf Final (%)	3.0		2.9
10:00AM	Jun U Mich 5-Yr Inf Final (%)	2.6		2.6
10:00AM	Jun U Mich Sentiment Final (ip)	98.2	99.2	99.3

© 2026 MBS Live, LLC. - This newsletter is a service of MarketNewsletters.com.

The interest rates provided in this newsletter are national averages from independent data sources. Rate/APR terms may differ from those listed above based on the creditworthiness of the borrower. All information provided "as is" for informational purposes only, not intended for trading purposes or financial advice.

Read or subscribe to my newsletter online at: http://mortgageratesupdate.com/bennett-capital-partners-mortgage-brokers

From Bennett Capital Partners Mortgage Brokers

At Bennett Capital Partners Mortgage Brokers, located on Brickell Avenue in Miami, we are your trusted Florida mortgage broker, specializing in residential and commercial loans.

Our services are tailored to your needs, offering competitive rates and fast turnarounds. Whether you're seeking a conventional, VA, or FHA loan, we've got you covered. We also offer financing for warrantable and non-warrantable condos, condo-tels, first-time homebuyers, foreign nationals, and more.

Our specialties include:

- DSCR loans
- No Doc Loans
- Hard money loans
- Bridge Loans
- Private lending
- Jumbo loans
- Investment property loans
- 100 percent financing

We proudly serve all of Florida, including areas like Edgewater, South Beach, Brickell, Coral Gables, Tampa, Orlando, Fort Lauderdale, Naples, and more. Contact us today for expert mortgage advice and personalized loan solutions across the state!

Philip Bennett

REALTOR®

EQUAL HOUSING OPPORTUNITY

© 2026 MBS Live, LLC. - This newsletter is a service of MarketNewsletters.com.

The interest rates provided in this newsletter are national averages from independent data sources. Rate/APR terms may differ from those listed above based on the creditworthiness of the borrower. All information provided "as is" for informational purposes only, not intended for trading purposes or financial advice.

Read or subscribe to my newsletter online at: http://mortgageratesupdate.com/bennett-capital-partners-mortgage-brokers