Philip Bennett
President, Bennett Capital Partners Mortgage Brokers
Business NMLS # 2046862
1101 Brickell Ave STE 800 Miami, FL 33131

Office: 800-457-9057
Mobile: 305-407-0747
philip@bcpmortgage.com
View My Website

Fed Hikes Rates. Rates Fall. Here's How That Works

The Federal Reserve (or "The Fed") hiked rates this week, but mortgage rates **fell**. Believe it or not, this actually **doesn't** violate the rules of the universe.

There are all kinds of rates. Some are fixed. Some are adjustable. Some apply to longer-term debt (like mortgages) while others govern very short time frames (like overnight!). Short and long term rates **can** affect one another, but they don't **always** move in the same direction or by the same amount.

The rate the Fed adjusts (aptly named, the Fed Funds Rate), governs only the shortest-time frames (generally overnight loans among big banks). That means mortgage rates don't have to follow the Fed Funds Rate, even though Fed policy has a profound effect on overall interest rate volatility.

The reason that mortgage rates fell after the Fed rate hike this week is even **easier** to understand. It has to do with how traders account for probabilities. After all, since we're dealing with large amounts of money, we might as well trade like the Fed already hiked rates if we're **pretty sure** they're going to.

Simply put, **EVERYONE** responsible for trading the bonds that govern interest rates (and I do mean every last person without a single exception) was **well aware** that the Fed was almost certain to hike rates this week. The Fed was by no means shy about telegraphing its intention.

That means rates had **long since adjusted** to the probability--so much so that the hike itself was a non-event. This isn't a new phenomenon. In fact, rates often RISE in the weeks and months leading up to a Fed rate hike only to fall after the hike itself.

National Average Mortgage Rates

Mortgage News Daily	Rate	Change	Points
30YR Fixed	7.33%	**0.00**	0.00
15YR Fixed	7.01%	**+0.02**	0.00
30YR FHA	6.98%	**+0.02**	0.00
30YR Jumbo	7.60%	**0.00**	0.00
7/6 SOFR	6.85%	**+0.03**	0.00
30YR VA	6.99%	**+0.01**	0.00

Rates as of: 10/27

MBS and Treasury

	Price / Yield	Change
MBS UMBS 6.0	99.38	-0.07
10 YR Treasury	5.0020	+0.0032
30 YR Treasury	5.3028	-0.0091

Pricing as of: 10/28 8:08AM EST

Recent Housing Data

		Value	Change
Mortgage Apps	Oct 14	188.6	-5.32%
Building Permits	Sep	1.4M	+0.43%
Housing Starts	Sep	1.22M	-4.24%
New Home Sales	Aug	684K	+12.69%
Pending Home Sales	Aug	71.2	0%
Existing Home Sales	Oct	3.99M	+0.25%
Builder Confidence	Oct	29	-9.38%

© 2026 MBS Live, LLC. - This newsletter is a service of MarketNewsletters.com.

The interest rates provided in this newsletter are national averages from independent data sources. Rate/APR terms may differ from those listed above based on the creditworthiness of the borrower. All information provided "as is" for informational purposes only, not intended for trading purposes or financial advice.

Read or subscribe to my newsletter online at: http://mortgageratesupdate.com/bennett-capital-partners-mortgage-brokers

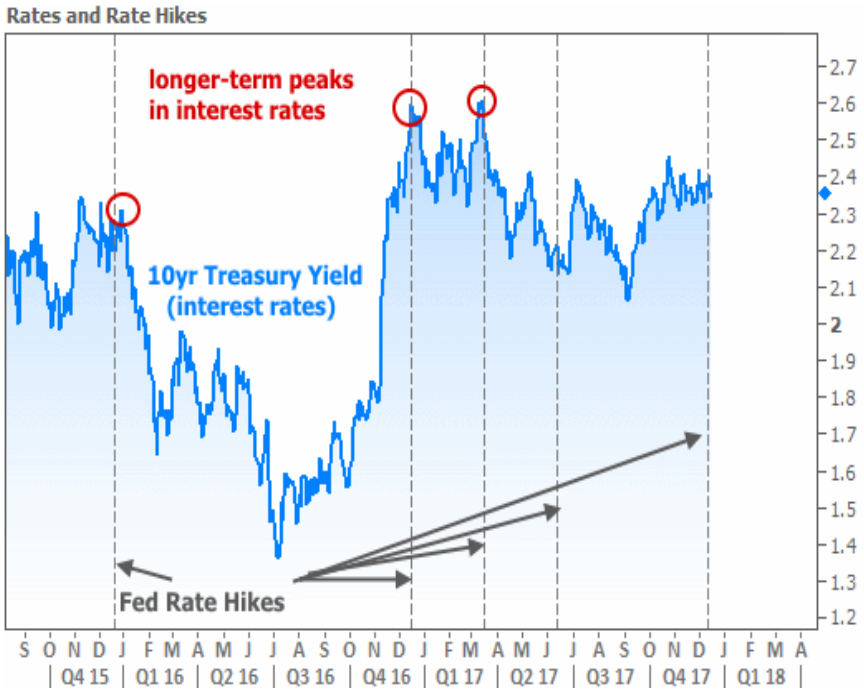

Other parts of this week's Fed communications were **still important**, but they actually helped rates move LOWER. Chief among these were the Fed's **economic projections**.

The most important component of the projections is a list (a "dot plot" actually) of where every Fed member thinks the Fed rate will be in the coming years. This is essentially the Fed's **rate hike outlook**, and bond markets usually react to it.

In the current case, the rate hike outlook **didn't** accelerate as much as it did the last time it was released in September. The Fed thinks it will probably hike 3-4 more times by the end of 2019 and then attempt to tread water there. As discussed above, traders already traded rates to their **"best guess" levels**. Since the new forecasts make the best-guess seem a bit high, traders could afford to trade rates slightly lower on Wednesday afternoon.

In addition to the Fed-related news, Wednesday also brought a key inflation report, the Consumer Price Index. The data is actually related to the market's outlook for Fed rate hikes because the Fed is seen as being **more likely to hike** when inflation is over 2% annually.

It looked like we were well on our way over 2% heading into 2017 (hence the increased pace of rate hikes seen in the 1st chart). Then, inflation suddenly fell to 2-year lows in June. It wasn't an isolated incident either. Core annual inflation remained at 1.7% for **5 straight months**. Even after attempting to calculate certain temporary variables, experts were puzzled.

It looked like bond markets could finally get back to the business of moving toward higher rates after last month's inflation report showed a lift-off. But on Wednesday morning (before the Fed), the Consumer Price Index showed core inflation **had fallen** right back to the recent floor.

© 2026 MBS Live, LLC. - This newsletter is a service of MarketNewsletters.com.

The interest rates provided in this newsletter are national averages from independent data sources. Rate/APR terms may differ from those listed above based on the creditworthiness of the borrower. All information provided "as is" for informational purposes only, not intended for trading purposes or financial advice.

Read or subscribe to my newsletter online at: http://mortgageratesupdate.com/bennett-capital-partners-mortgage-brokers

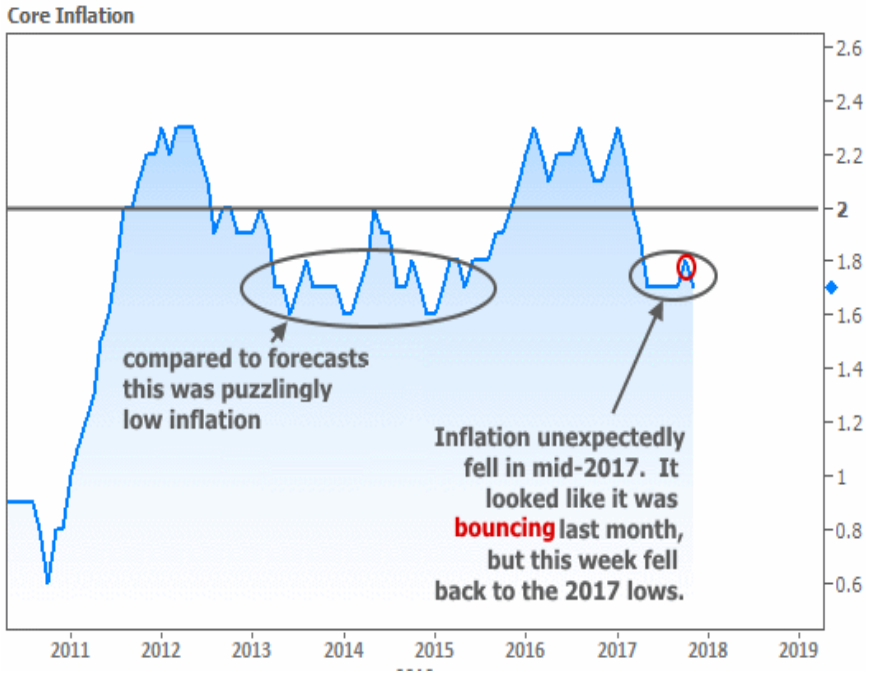

Granted, this may be **much ado about nothing** as inflation data shifts at a glacial pace at times. Nonetheless, traders want to see proof of higher inflation before they start pushing rates any higher than they already have.

One of the reasons rates have been pushed higher is the fear of future inflation due to expected fiscal policies. Not only would government spending (on the tax bill, for instance) potentially spur inflation, it also increases the amount of debt auctioned by Treasury. Higher Treasury supply pushes most domestic interest rates **higher**, including mortgages. That's why the tax bill has been such a **hot button** for rates.

The bill has also been a hot button for stocks, which is logical considering one of its hallmarks is a big, permanent corporate tax cut. **Both hot buttons** were pushed this week when, for 24 hours, markets worried that a few Republican senators were going to change their vote. (**Spoiler alert:** they didn't).

The back and forth made for a quick move **lower** in stocks and bonds on Thursday (mostly stocks) followed by a **bounce back** to higher levels on Friday (much higher for stocks). Bonds were clearly more concerned with the inflation/Fed combo on Wednesday while stocks are on the edge of their seat over the tax bill.

© 2026 MBS Live, LLC. - This newsletter is a service of MarketNewsletters.com.

The interest rates provided in this newsletter are national averages from independent data sources. Rate/APR terms may differ from those listed above based on the creditworthiness of the borrower. All information provided "as is" for informational purposes only, not intended for trading purposes or financial advice.

Read or subscribe to my newsletter online at: http://mortgageratesupdate.com/bennett-capital-partners-mortgage-brokers

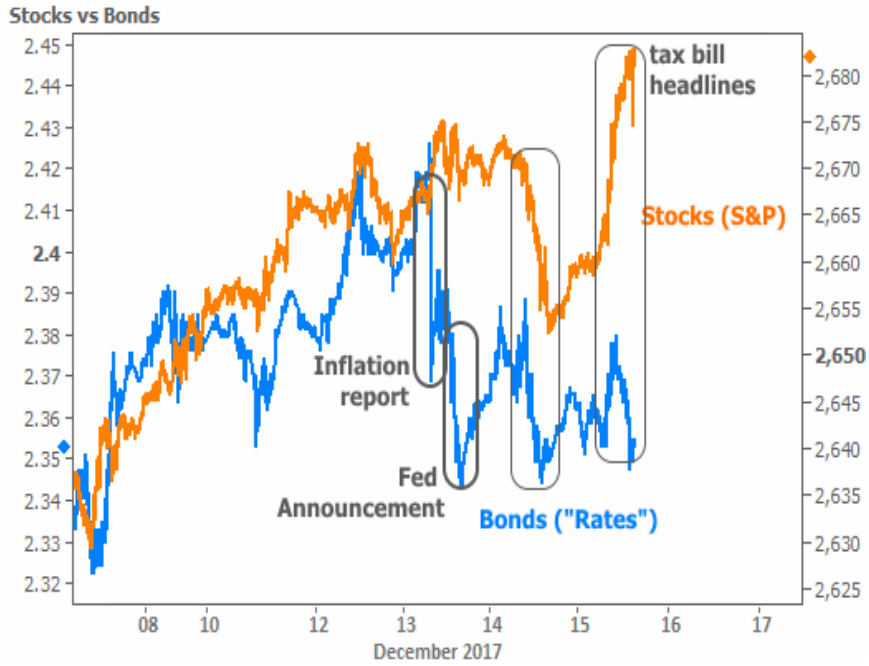

As of Friday night, the final bill is drafted and officially filed, thus setting the stage for a vote next week. Several provisions have potentially serious repercussions for housing and mortgage markets. We've discussed those in previous newsletters, and will be breaking them down in greater detail in the coming weeks.

Subscribe to my newsletter online at: http://mortgageratesupdate.com/bennett-capital-partners-mortgage-brokers

Recent Economic Data

Date	Event	Actual	Forecast	Prior
Monday, Dec 11				
11:30AM	3-Yr Note Auction (bl)	24		
Tuesday, Dec 12				
8:30AM	Nov Producer Prices (%)	0.4	0.3	0.4
8:30AM	Nov Core Producer Prices YY (%)	2.4	2.3	2.4
Wednesday, Dec 13				
7:00AM	w/e MBA Purchase Index	247.9		250.6
7:00AM	w/e Mortgage Refinance Index	1281.0		1313.9
8:30AM	Nov CPI mm, sa (%)	0.4	0.2	0.1
8:30AM	Nov Core CPI Year/Year (%)	1.7	1.8	1.8
2:00PM	N/A FOMC rate decision (%)	1.250 - 1.500	1.375	1.125
Thursday, Dec 14				
8:30AM	Nov Retail Sales (%)	0.8	0.5	0.2
8:30AM	Nov Import prices mm (%)	0.7	0.7	0.2
8:30AM	Nov Export prices mm (%)	0.5	0.2	0.0
8:30AM	w/e Jobless Claims (k)	225	234	236
10:00AM	Oct Business Inventories (%)	-0.1	-0.1	0.0

Event Importance:

No Stars = Insignificant
☆ Low
★ Moderate
★★ Important
★★ Very Important

© 2026 MBS Live, LLC. - This newsletter is a service of MarketNewsletters.com.

The interest rates provided in this newsletter are national averages from independent data sources. Rate/APR terms may differ from those listed above based on the creditworthiness of the borrower. All information provided "as is" for informational purposes only, not intended for trading purposes or financial advice.

Read or subscribe to my newsletter online at: http://mortgageratesupdate.com/bennett-capital-partners-mortgage-brokers

Date	Event	Actual	Forecast	Prior
Friday, Dec 15				
8:30AM	Dec NY Fed Manufacturing	18.00	18.60	19.40
9:15AM	Nov Industrial Production (%)	0.2	0.3	0.9
9:15AM	Nov Capacity Utilization (%)	77.1	77.2	77.0
Monday, Dec 18				
10:00AM	Dec NAHB housing market indx	74	70	70
Tuesday, Dec 19				
8:30AM	Nov Building permits: number (ml)	1.298	1.273	1.316
8:30AM	Nov Housing starts number mm (ml)	1.297	1.250	1.290
Wednesday, Dec 20				
7:00AM	w/e Mortgage Market Index	379.2		398.8
10:00AM	Nov Existing home sales (ml)	5.81	5.52	5.48
Thursday, Dec 21				
8:30AM	Q3 GDP Final (%)	3.2	3.3	3.3
8:30AM	Dec Philly Fed Business Index	26.2	21.5	22.7
8:30AM	w/e Jobless Claims (k)	245	239	225
9:00AM	Oct Monthly Home Price mm (%)	0.5		0.3
10:00AM	Nov Leading index chg mm (%)	0.4	0.4	1.2
1:00PM	5-Yr Note Auction (bl)	14		
Friday, Dec 22				
8:30AM	Nov Personal Income (%)	0.3	0.4	0.4
8:30AM	Nov Consumer Spending (Consumption) (%)	0.6	0.5	0.3
8:30AM	Nov Durable goods (%)	1.3	2.0	-0.8
10:00AM	Nov New home sales-units mm (ml)	0.733	0.654	0.685
10:00AM	Dec U Mich Sentiment Final (ip)	95.9	97.1	96.8
Wednesday, Jan 10				
1:00PM	10-yr Note Auction (bl)	20		
Thursday, Jan 11				
1:00PM	30-Yr Bond Auction (bl)	12		

© 2026 MBS Live, LLC. - This newsletter is a service of MarketNewsletters.com.

The interest rates provided in this newsletter are national averages from independent data sources. Rate/APR terms may differ from those listed above based on the creditworthiness of the borrower. All information provided "as is" for informational purposes only, not intended for trading purposes or financial advice.

Read or subscribe to my newsletter online at: http://mortgageratesupdate.com/bennett-capital-partners-mortgage-brokers

From Bennett Capital Partners Mortgage Brokers

At Bennett Capital Partners Mortgage Brokers, located on Brickell Avenue in Miami, we are your trusted Florida mortgage broker, specializing in residential and commercial loans.

Our services are tailored to your needs, offering competitive rates and fast turnarounds. Whether you're seeking a conventional, VA, or FHA loan, we've got you covered. We also offer financing for warrantable and non-warrantable condos, condo-tels, first-time homebuyers, foreign nationals, and more.

Our specialties include:

- DSCR loans
- No Doc Loans
- Hard money loans
- Bridge Loans
- Private lending
- Jumbo loans
- Investment property loans
- 100 percent financing

We proudly serve all of Florida, including areas like Edgewater, South Beach, Brickell, Coral Gables, Tampa, Orlando, Fort Lauderdale, Naples, and more. Contact us today for expert mortgage advice and personalized loan solutions across the state!

Philip Bennett

REALTOR®

EQUAL HOUSING OPPORTUNITY

© 2026 MBS Live, LLC. - This newsletter is a service of MarketNewsletters.com.

The interest rates provided in this newsletter are national averages from independent data sources. Rate/APR terms may differ from those listed above based on the creditworthiness of the borrower. All information provided "as is" for informational purposes only, not intended for trading purposes or financial advice.

Read or subscribe to my newsletter online at: http://mortgageratesupdate.com/bennett-capital-partners-mortgage-brokers