Philip Bennett
President, Bennett Capital Partners Mortgage Brokers
Business NMLS # 2046862
1101 Brickell Ave STE 800 Miami, FL 33131

Office: 800-457-9057
Mobile: 305-407-0747
philip@bcpmortgage.com
View My Website

Opposing Arguments in Housing Data and Markets

Over the past few weeks, downbeat, cautionary housing market data has been increasingly prevalent. During that time, rates had generally moved lower. But those trends shifted this week--in some cases, abruptly.

Let's look at rates first. The most recent move lower began after the March 15th Fed Announcement. The Fed hiked rates, but the outlook for future rate hikes **didn't** accelerate as much as investors expected. Investors had "priced-in" the accelerated outlook by trading rates **higher** ahead of the Fed, and were thus able to trade rates **lower** when the Fed's stance became clear.

In other words, the Fed's overall message was slightly more **accommodative** than markets thought it would be. Stocks like an accommodative Fed just as much as bonds (aka "rates"), so it was no surprise to see stocks gain some ground at the same time that rates were falling.

In the following week, it was the failure of the **healthcare bill** that drove both stocks and rates lower. Markets put an exclamation point on that move on Monday morning. Until then, investors weren't sure if there would be some update on the healthcare bill. When the weekend passed without such an update, stocks and rates had a bit farther to fall.

But just a few hours into the domestic trading session, updates from members of the House began hitting the wires. Then, Speaker Ryan held a press conference saying lawmakers **remained committed** to passing healthcare legislation and to "getting it right."

As far as financial markets were concerned, this was better than the absence of information over the weekend. To whatever extent fiscal reforms look viable, the **higher rates and stock prices** that followed the election are relatively more justified. Thus the first "opposing argument" to last week's lower rates/stocks was heard. Markets reacted accordingly although stocks recaptured more lost ground than rates.

National Average Mortgage Rates

Mortgage News Daily	Rate	Change	Points
30YR Fixed	7.33%	**0.00**	0.00
15YR Fixed	7.01%	**+0.02**	0.00
30YR FHA	6.98%	**+0.02**	0.00
30YR Jumbo	7.60%	**0.00**	0.00
7/6 SOFR	6.85%	**+0.03**	0.00
30YR VA	6.99%	**+0.01**	0.00

Rates as of: 10/27

MBS and Treasury

	Price / Yield	Change
MBS UMBS 6.0	99.40	**-0.05**
10 YR Treasury	5.0040	**+0.0052**
30 YR Treasury	5.3103	**-0.0016**

Pricing as of: 10/28 7:11AM EST

Recent Housing Data

		Value	Change
Mortgage Apps	Oct 14	188.6	-5.32%
Building Permits	Sep	1.4M	+0.43%
Housing Starts	Sep	1.22M	-4.24%
New Home Sales	Aug	684K	+12.69%
Pending Home Sales	Aug	71.2	0%
Existing Home Sales	Oct	3.99M	+0.25%
Builder Confidence	Oct	29	-9.38%

© 2026 MBS Live, LLC. - This newsletter is a service of MarketNewsletters.com.

The interest rates provided in this newsletter are national averages from independent data sources. Rate/APR terms may differ from those listed above based on the creditworthiness of the borrower. All information provided "as is" for informational purposes only, not intended for trading purposes or financial advice.

Read or subscribe to my newsletter online at: http://mortgageratesupdate.com/bennett-capital-partners-mortgage-brokers

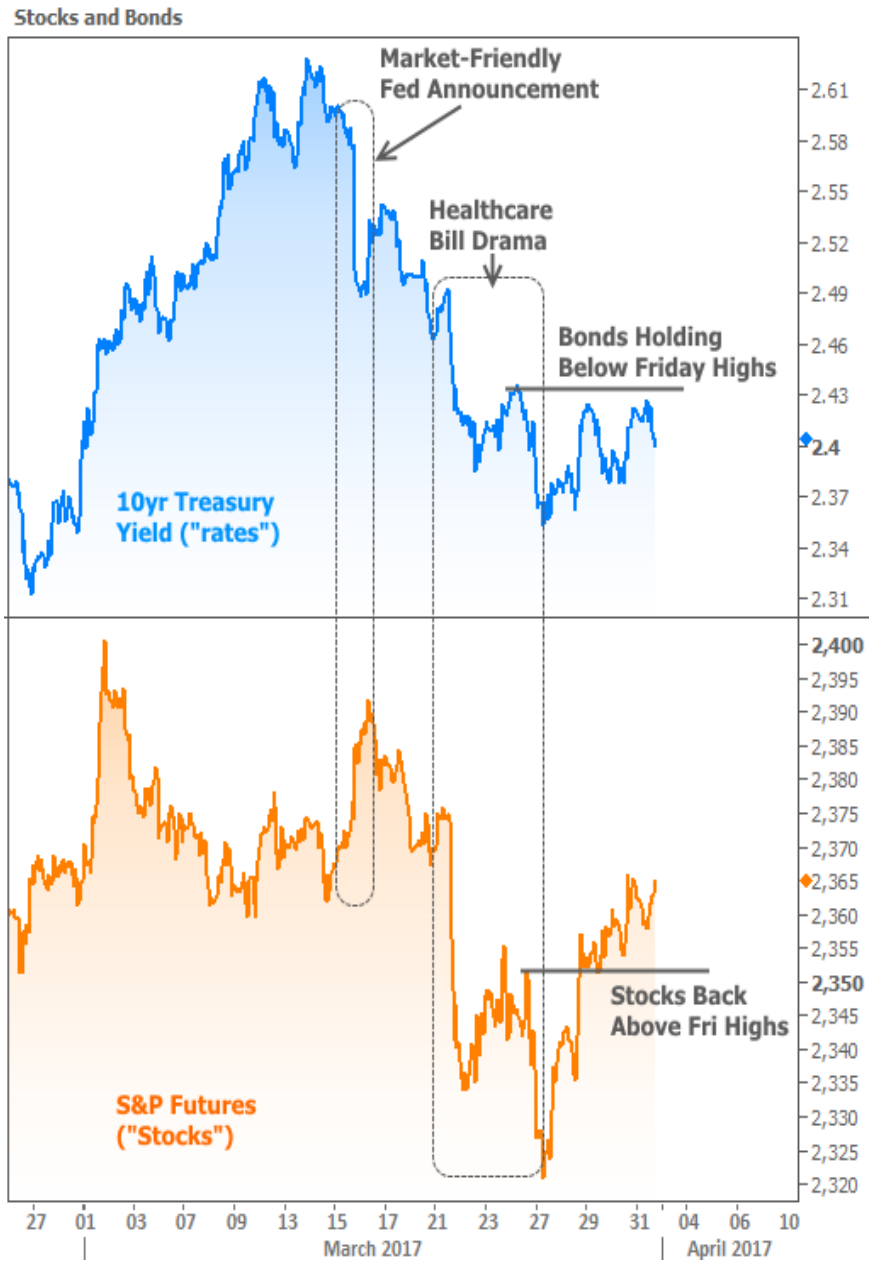

In addition to the healthcare updates, financial media has given a fair amount of attention to a **rebound in oil prices**. While this does indeed correlate fairly well with movement in stocks and bonds over the short term, there's no question that all three indicators are more than willing to go their separate ways over longer timeframes.

© 2026 MBS Live, LLC. - This newsletter is a service of MarketNewsletters.com.

The interest rates provided in this newsletter are national averages from independent data sources. Rate/APR terms may differ from those listed above based on the creditworthiness of the borrower. All information provided "as is" for informational purposes only, not intended for trading purposes or financial advice.

Read or subscribe to my newsletter online at: http://mortgageratesupdate.com/bennett-capital-partners-mortgage-brokers

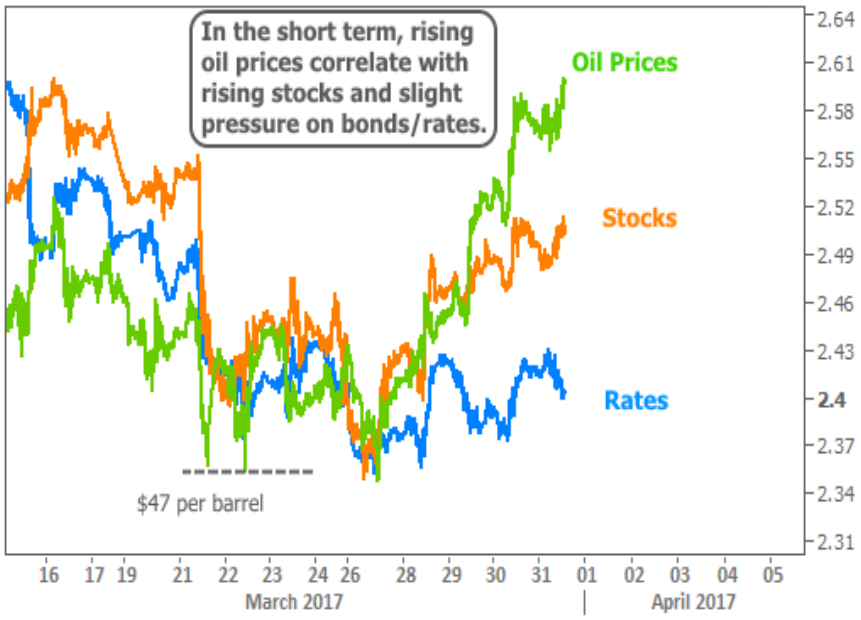

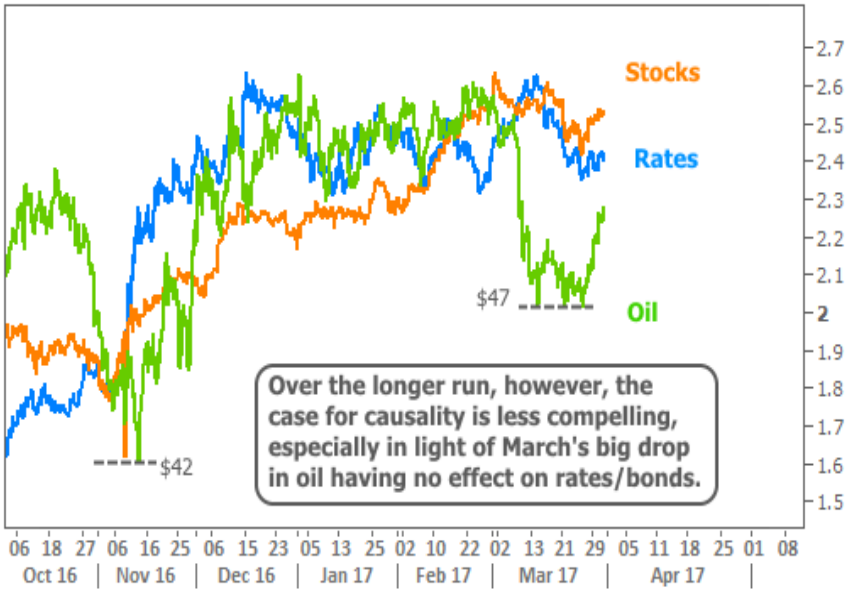

In terms of housing-related data, this week's "opposing arguments" came in the form of strong sales numbers and price gains. Whereas several HPIs (home price indices) have noticeably begun to decelerate, this week's Case Shiller data (for the month of January) showed the **strongest price gains** in more than 2 years.

One of the most important home sales metrics was similarly upbeat. In fact, the National Association of Realtors' Pending Home Sales Index soared to its second highest level **in nearly 11 years**. February hit an index level of 112.3. Apart from last April's 113.6, you'd have to go all the way back to May 2006 to find anything higher. As always, when looking at charts of home sales data, keep in mind that the homebuyer tax credits distorted the true level of demand in 2009-10.

© 2026 MBS Live, LLC. - This newsletter is a service of MarketNewsletters.com.

The interest rates provided in this newsletter are national averages from independent data sources. Rate/APR terms may differ from those listed above based on the creditworthiness of the borrower. All information provided "as is" for informational purposes only, not intended for trading purposes or financial advice.

Read or subscribe to my newsletter online at: http://mortgageratesupdate.com/bennett-capital-partners-mortgage-brokers

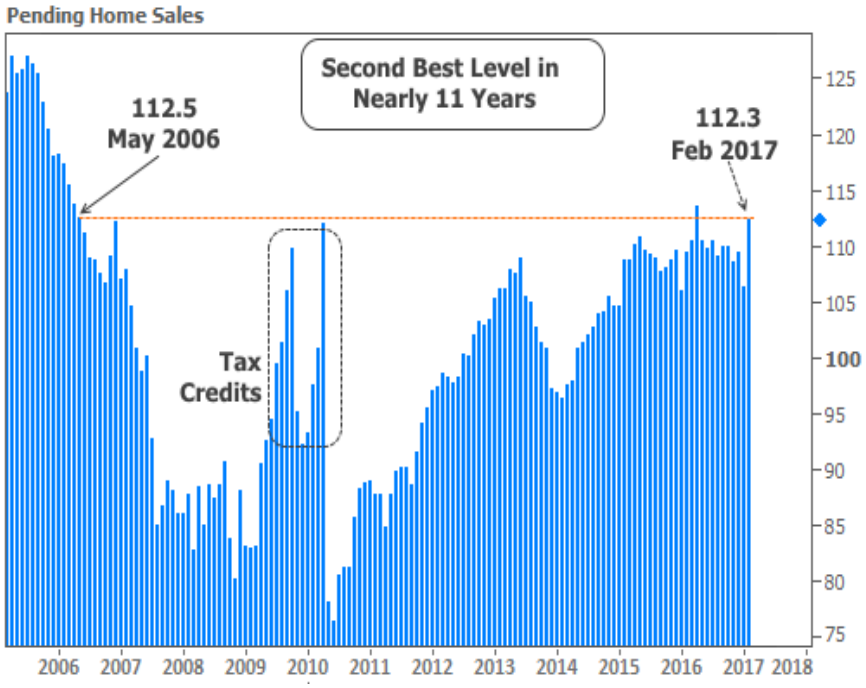

Next week brings several **important** economic reports, including the Employment Situation (the big "jobs report") on Friday. But the focal point for volatility may end up being Wednesday's release of the Minutes from the last Fed meeting. This will be the **first time** that markets get to see the Fed's recently-announced "fan charts." These charts are part of the Fed's forecasts (which are responsible for the move toward lower rates starting March 15th) and will provide a more detailed picture of the Fed's expectations.

Subscribe to my newsletter online at: http://mortgageratesupdate.com/bennett-capital-partners-mortgage-brokers

Recent Economic Data

Date	Event	Actual	Forecast	Prior
Monday, Mar 27				
1:00PM	2-Yr Note Auction (bl)	26		
Tuesday, Mar 28				
9:00AM	Jan CaseShiller 20 mm SA (%)	+0.9	0.7	0.9
10:00AM	Mar Consumer confidence	125.6	114.0	114.8
1:00PM	5-Yr Note Auction (bl)	34		
Wednesday, Mar 29				
7:00AM	w/e Mortgage Market Index	403.6		406.8
7:00AM	w/e MBA Purchase Index	238.1		235.3
7:00AM	w/e Mortgage Refinance Index	1327.1		1366.1
10:00AM	Feb Pending homes index	112.3		106.4
10:00AM	Feb Pending sales change mm (%)	+5.5	2.4	-2.8
Thursday, Mar 30				
8:30AM	Q4 GDP Final (%)	+2.1	2.0	1.9
8:30AM	w/e Initial Jobless Claims (k)	258	250	261

Event Importance:

No Stars = Insignificant
☆ Low
★ Moderate
★★ Important
★★ Very Important

© 2026 MBS Live, LLC. - This newsletter is a service of MarketNewsletters.com.

The interest rates provided in this newsletter are national averages from independent data sources. Rate/APR terms may differ from those listed above based on the creditworthiness of the borrower. All information provided "as is" for informational purposes only, not intended for trading purposes or financial advice.

Read or subscribe to my newsletter online at: http://mortgageratesupdate.com/bennett-capital-partners-mortgage-brokers

Date	Event	Actual	Forecast	Prior
8:30AM	w/e Continued jobless claims (ml)	2.052	2.020	1.990
Friday, Mar 31				
8:30AM	Feb Personal income mm (%)	+0.4	0.4	0.4
8:30AM	Feb Consumption, adjusted mm (%)	+0.1	0.2	0.2
8:30AM	Feb Core PCE price index yy (%)	+1.8		1.7
9:45AM	Mar Chicago PMI	57.7	56.9	57.4
10:00AM	Mar U Mich Sentiment Final (ip)	96.9	97.6	97.6
Monday, Apr 03				
10:00AM	Mar ISM Manufacturing PMI	57.2	57.0	57.7
Tuesday, Apr 04				
9:45AM	Mar ISM-New York index	735.1		731.9
10:00AM	Feb Factory orders mm (%)	+1.0	1.0	1.2
Wednesday, Apr 05				
8:15AM	Mar ADP National Employment (k)	263.0	187	298
10:00AM	Mar ISM N-Mfg PMI	55.2	57.0	57.6
Friday, Apr 07				
8:30AM	Mar Non-farm payrolls (k)	+98	180	235
8:30AM	Mar Private Payrolls (k)	+89	175	227
8:30AM	Mar Unemployment rate mm (%)	4.5	4.7	4.7
10:00AM	Feb Wholesale inventories mm (%)	+0.4	0.4	0.4
3:00PM	Feb Consumer credit (bl)	+15.21	13.90	8.79
Wednesday, Mar 27				
1:00PM	7-Yr Note Auction (bl)	41		

© 2026 MBS Live, LLC. - This newsletter is a service of MarketNewsletters.com.

The interest rates provided in this newsletter are national averages from independent data sources. Rate/APR terms may differ from those listed above based on the creditworthiness of the borrower. All information provided "as is" for informational purposes only, not intended for trading purposes or financial advice.

Read or subscribe to my newsletter online at: http://mortgageratesupdate.com/bennett-capital-partners-mortgage-brokers

From Bennett Capital Partners Mortgage Brokers

At Bennett Capital Partners Mortgage Brokers, located on Brickell Avenue in Miami, we are your trusted Florida mortgage broker, specializing in residential and commercial loans.

Our services are tailored to your needs, offering competitive rates and fast turnarounds. Whether you're seeking a conventional, VA, or FHA loan, we've got you covered. We also offer financing for warrantable and non-warrantable condos, condo-tels, first-time homebuyers, foreign nationals, and more.

Our specialties include:

- DSCR loans
- No Doc Loans
- Hard money loans
- Bridge Loans
- Private lending
- Jumbo loans
- Investment property loans
- 100 percent financing

We proudly serve all of Florida, including areas like Edgewater, South Beach, Brickell, Coral Gables, Tampa, Orlando, Fort Lauderdale, Naples, and more. Contact us today for expert mortgage advice and personalized loan solutions across the state!

Philip Bennett

REALTOR®

EQUAL HOUSING OPPORTUNITY

© 2026 MBS Live, LLC. - This newsletter is a service of MarketNewsletters.com.

The interest rates provided in this newsletter are national averages from independent data sources. Rate/APR terms may differ from those listed above based on the creditworthiness of the borrower. All information provided "as is" for informational purposes only, not intended for trading purposes or financial advice.

Read or subscribe to my newsletter online at: http://mortgageratesupdate.com/bennett-capital-partners-mortgage-brokers