



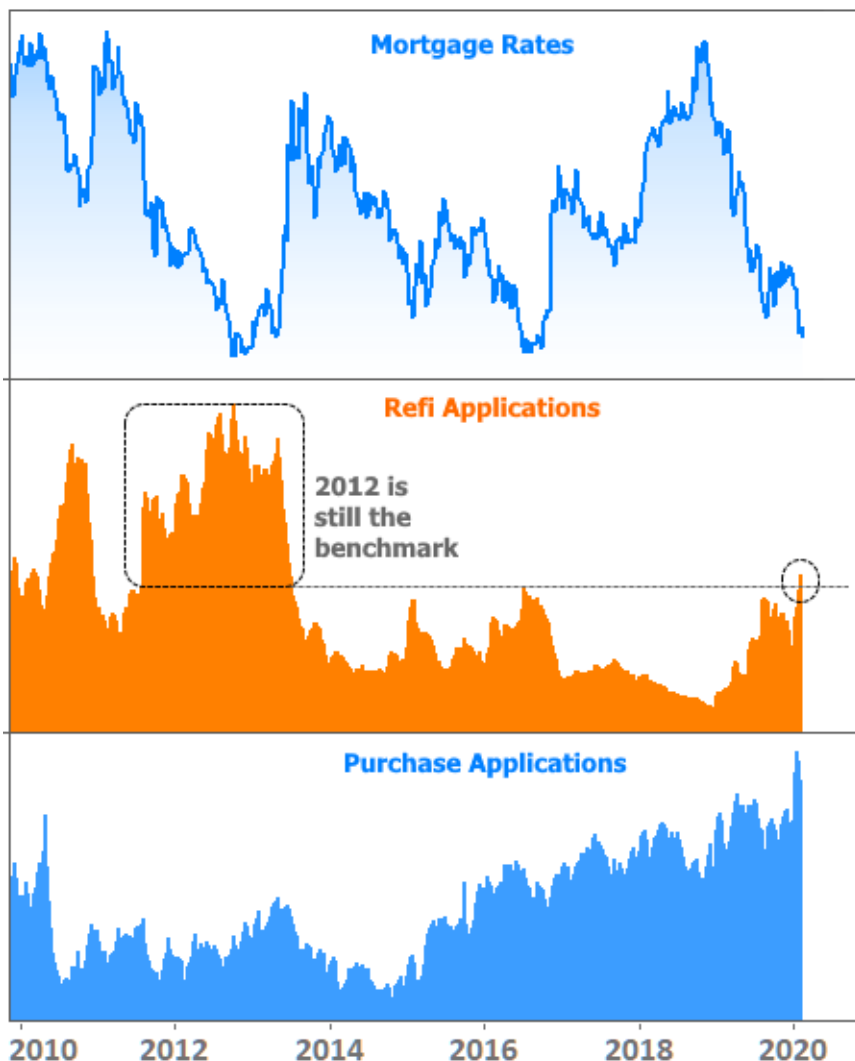
Matt Stout

Loan Originator, Consumers Financial Mortgage
NMLS# 248427
2834 S Highland Dr Salt Lake City, UT 84106

Mobile: 801-599-5363
greenteam@icansavemoney.com
[View My Website](#)

2020 Refi Boom Surpasses 2016's And It's Still Growing

Another week ending with the **lowest** rates in more than 3 years will mean another week with the **highest** levels of refinance demand in more than 3 years. In fact, refi demand is now as high as it's been since 2013, even though rates haven't yet moved below 2016's lows.



As the chart shows, rates are nearly as low as they were during the last 2 refi booms, but the 2012-2013 version was **much bigger**. What's up with that?

National Average Mortgage Rates



	Rate	Change	Points
Mortgage News Daily			
30 Yr. Fixed	7.02%	+0.03	0.00
15 Yr. Fixed	6.53%	+0.03	0.00
30 Yr. FHA	6.55%	+0.03	0.00
30 Yr. Jumbo	7.31%	+0.01	0.00
5/1 ARM	7.24%	+0.04	0.00

Freddie Mac

30 Yr. Fixed	7.02%	-0.42	0.00
15 Yr. Fixed	6.28%	-0.48	0.00

Rates as of: 5/16

Market Data

	Price / Yield	Change
MBS UMBS 6.0	100.55	-0.25
MBS GNMA 6.0	101.31	-0.18
10 YR Treasury	4.3886	+0.0117
30 YR Treasury	4.5320	+0.0259

Pricing as of: 5/17 5:24AM EST

Recent Housing Data

		Value	Change
Mortgage Apps	May 15	198.1	+0.51%
Building Permits	Mar	1.46M	-3.95%
Housing Starts	Mar	1.32M	-13.15%
New Home Sales	Mar	693K	+4.68%
Pending Home Sales	Feb	75.6	+1.75%
Existing Home Sales	Feb	3.97M	-0.75%
Builder Confidence	Mar	51	+6.25%

The answer has to do with the demographics of refi demand. There are **only two ways** to get a loan that is subsequently refinanced: purchasing a new home with a new mortgage or refinancing into a new mortgage. By 2012, rates had been falling steadily since 2007. In fact, one could argue that rates had been falling steadily since 1981.

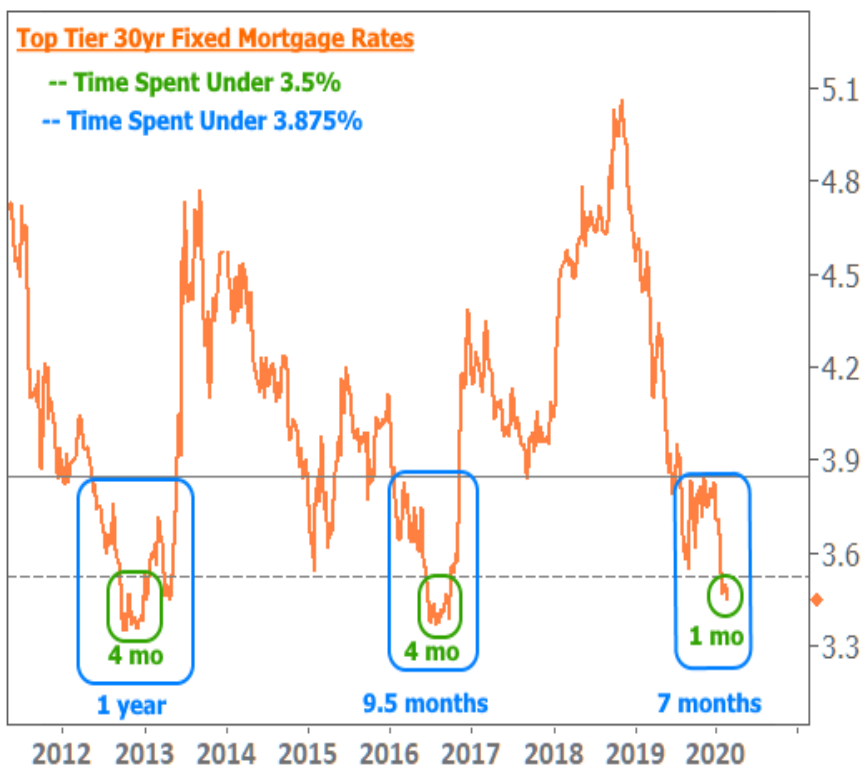
That means that all the people who bought homes as the housing market began to recover and all those who'd refinanced during the previous periods of low rates in 2008 and 2010 were "**in the money**" on a refi. Contrast that to 2020 where there really hasn't been much refi activity since the 2016 boom. In other words, the 2020 boom **relies upon the purchase market** in 2017-2018 as a source of fuel. Fortunately, that purchase market was the strongest in more than a decade.

2017-2018 also saw the highest rates in nearly a decade. In fact, anyone who got a mortgage during those two years would **save a significant amount of money** right now on an equivalent scenario (i.e. same credit score, equity, loan amount, etc). As such, it's no surprise to see refi demand surging. The special confluence of factors in 2012 means we're not likely to see something like that again unless mortgage rates manage to push well into new all-time lows at some point in the future.

That said, unless rates shoot higher very soon and very quickly, the current refi boom **likely isn't done** booming. There's a certain element of awareness involved in refi booms. Friends talk among themselves. Mortgage originators work on getting the word out. Ultimately the ultra-low rates become a fixture in the news. Once everyone has had time to discover the opportunity and react to it, the boom will start winding down.

So how long will that take?

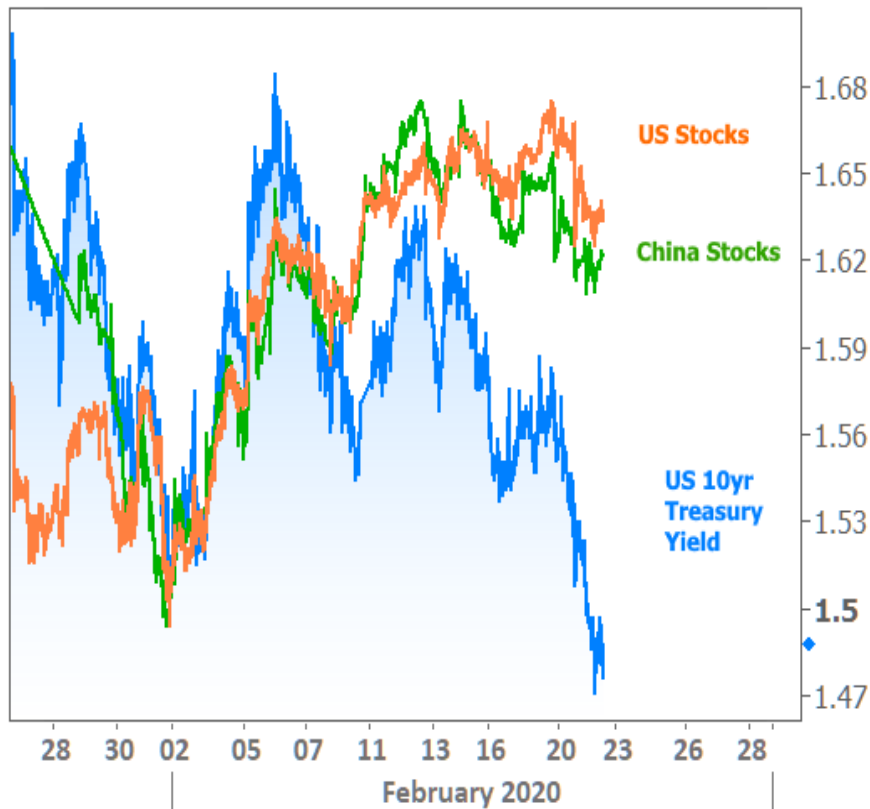
There's no set formula here, but we can observe past precedent and conclude that our current stint at long-term low rates is **not** yet at risk of overstaying its welcome. If we think of average top tier mortgage rates under 3.875% as promoting solid refi demand and rates under 3.5% kicking that demand into higher gear, 2020 still has several months to go before catching up to past refi booms in either metric.



It's important to note, however, there's no rule about the current refi boom lasting as long as past examples. Any major jump in rates could derail the dream. For those thinking about refinancing, it makes sense to **have a game plan in place** and to keep an eye on market movement.

US Housing Market Weekly

It's also important to note that market movement in stocks can vary quite a bit from the movement in bonds/rates. Using the 10yr Treasury yield as a benchmark for longer-term rates like mortgages, we see quite a disparity in recent weeks.



The bond market specializes in making bets about **future** economic realities even as the stock market reflects shorter-term performance of the biggest companies. "Shorter-term" in this context means a heavy weight given to present day stats and an outlook that extends not more than a year or two into the future for the average investor (in many cases not more than a day or two into the future!).

Bonds, on the other hand, have an outlook that lines up precisely with their stated duration. For example, the 10yr Treasury note is accounting for everything it can reasonably foresee up to 10 years from now. Sure, there is also more weight given to shorter-term concerns, but even then, Treasuries tend to look farther out than stocks. They also tend to benefit from the hedging of economic bets even as stocks remain on solid footing. In other words, traders buy bonds to guard against uncertainty. Excess demand for bonds pushes rates lower.

The hedging of bets is an **especially good idea** heading into a weekend where there is still plenty of uncertainty surrounding the global **coronavirus** outbreaks (plural, because there are two of them now). The past few days have seen a bit of a surge in disconcerting headlines. It's still not going to be the end of humanity, but it will definitely have an economic impact. Treasuries (aka "rates") do more than stocks to account for those impacts ahead of time, and a weekend's worth of bad coronavirus news is a big enough risk to hedge bets aggressively. Combine that with coronavirus being cited as the key reason for exceptionally weak economic data on Friday morning, and it makes good enough sense to be ending the week with the lowest mortgage rates in years.

Subscribe to my newsletter online at: <http://mortgageratesupdate.com/mattstoutmortgagenavigator>

Getting a mortgage doesn't have to be painful!

I call myself a Mortgage Navigator because I feel it is my duty to give you the best information possible, not matter what! I love making homebuyers homeowners! I've been a mortgage broker for 29 years and compare options from multiple lenders, delivering 5 ⭐ rates & service. Combined with my goal based mortgage planning, my desire is to help people make the best mortgage decisions while making the process less annoying and more fun. Not sure where to start?.. give me a call at 800-340-5465 or visit www.IcanSaveMortgage to find your best options today. Be sure to check out my YouTube channel link below for more helpful mortgage information.

Matt Stout

