

Matt Stout

Loan Originator, Consumers Financial Mortgage
NMLS# 248427
2834 S Highland Dr Salt Lake City, UT 84106

Mobile: 801-599-5363
greenteam@icansavemoney.com
[View My Website](#)

Making Sense of Rising Rates And The Risks Ahead

The bond market returned from a 3 day weekend to find yields surging higher on Tuesday. That pushed mortgage rates to fresh 2 year highs and added emphasis to what has already been the sharpest rate spike since late 2016.

Why are rates rising so quickly?

Mortgage rates are based on mortgage-backed securities (MBS), which are essentially bonds that correlate quite well with US Treasuries.

The Federal Reserve (the Fed) has been buying both Treasuries and MBS off and on (mostly on) since 2009 as a part of various stimulus efforts. Higher demand for bonds means higher bond prices, lower bond yields, and thus, lower rates, all other things being equal.

Since the pandemic, bond buying was intended to help the US economy return to full employment and "price stability." By the fall of 2021, it became increasingly clear that the labor market wasn't going to return in exactly the same form and that inflation was going to be more persistent than the Fed expected. As such, the Fed warned that it would begin winding down bond purchases in September, ultimately pulling the trigger at the next meeting in November.

There are two phases to such a wind-down. The first involves tapering the amount of **new** bond purchases. Once the Fed is done tapering, their balance sheet stops growing, but they continue to buy bonds with the proceeds from past bond purchases. By reinvesting those proceeds, the balance sheet remains the same. The second phase involves shrinking (or "normalizing") the balance sheet by placing progressively smaller limits on the size of reinvestments.

Since then the September taper warning, longer-term rates have moved higher and experienced more volatility. The emergence of Omicron was a hurdle that forced rates to cool off in early December. Traders then waited for clarity on Omicron's impact and for the improved liquidity that was sure to arrive with the new year.

When new trading positions began rolling in on January 3rd, they were heavily skewed toward higher rates. Despite surging case counts, the market was gobbling up the narrative that Omicron might paradoxically be a positive turning point in the pandemic.

National Average Mortgage Rates



	Rate	Change	Points
Mortgage News Daily			
30 Yr. Fixed	7.25%	-0.03	0.00
15 Yr. Fixed	6.68%	-0.07	0.00
30 Yr. FHA	6.64%	-0.06	0.00
30 Yr. Jumbo	7.45%	-0.03	0.00
5/1 ARM	7.32%	-0.03	0.00

Freddie Mac

30 Yr. Fixed	7.22%	-0.22	0.00
15 Yr. Fixed	6.47%	-0.29	0.00

Rates as of: 5/6

Market Data

	Price / Yield	Change
MBS UMBS 6.0	100.05	-0.03
MBS GNMA 6.0	100.92	-0.11
10 YR Treasury	4.4859	-0.0279
30 YR Treasury	4.6364	-0.0347

Pricing as of: 5/6 5:07PM EST

Recent Housing Data

		Value	Change
Mortgage Apps	Apr 24	196.7	-2.67%
Building Permits	Mar	1.46M	-3.95%
Housing Starts	Mar	1.32M	-13.15%
New Home Sales	Mar	693K	+4.68%
Pending Home Sales	Feb	75.6	+1.75%
Existing Home Sales	Feb	3.97M	-0.75%
Builder Confidence	Mar	51	+6.25%

2 days later, the Fed released the minutes from its December meeting which unexpectedly revealed an accelerated outlook for balance sheet normalization (the 2nd phase of the Fed buying fewer bonds).

Almost all of the drama in mortgage rates in the past 3 weeks is due to that shift in the Fed's policy outlook!

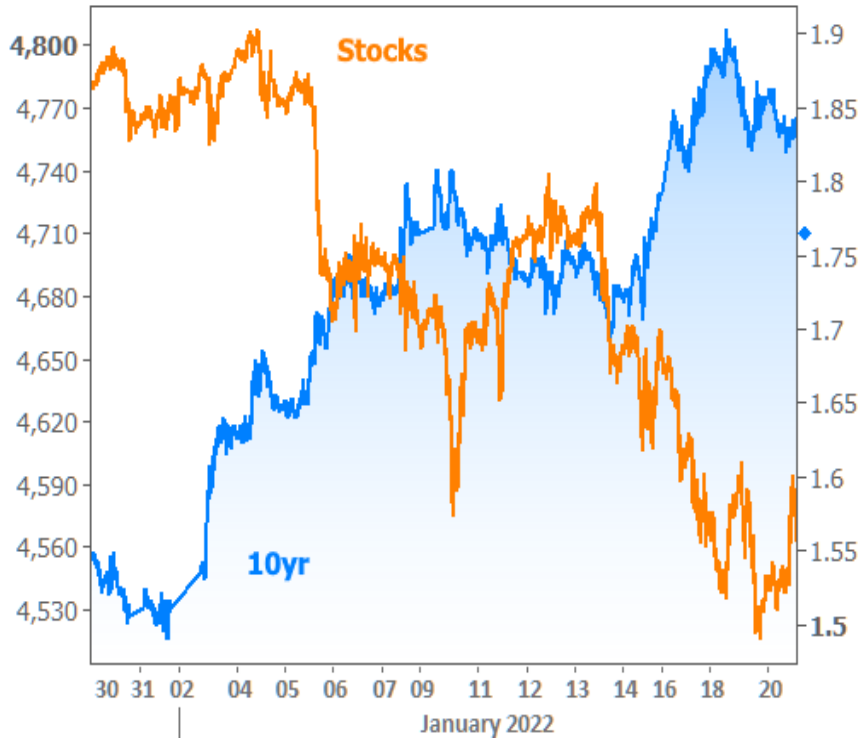
Why didn't rates just jump straight up to current levels after the Fed minutes?

These things take time. When the Fed pivots, we tend to see one initial surge in the bond market and then several aftershocks. It was the same when the Fed warned about tapering in September. There are even similarities in the trading patterns that may hint at the risk of another move toward higher rates.

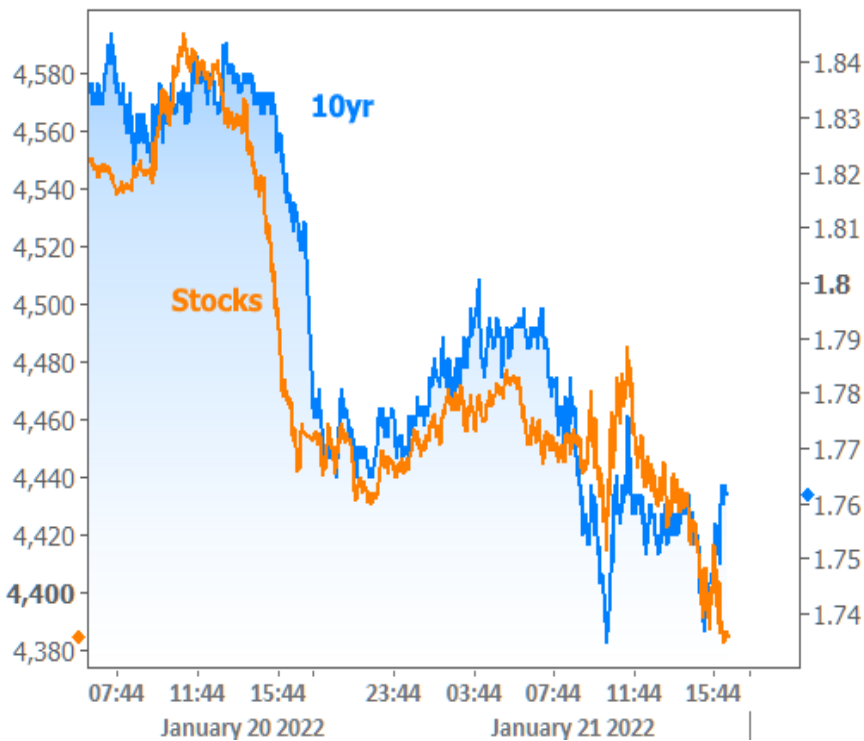
The highlighted section of the chart in Sep/Oct shows the market digesting the Fed's tapering warning. The most recent highlighted section shows the digestion of the normalization warning.



Another factor that forces bonds to avoid taking a straight line toward higher rates is the stock market's reaction to the news. While the Fed may not be buying stocks directly, stocks nonetheless tend to pout when the Fed signals policy tightening intentions. This time was no different, and it created the telltale "mirror image" pattern between stock prices and bond yields.



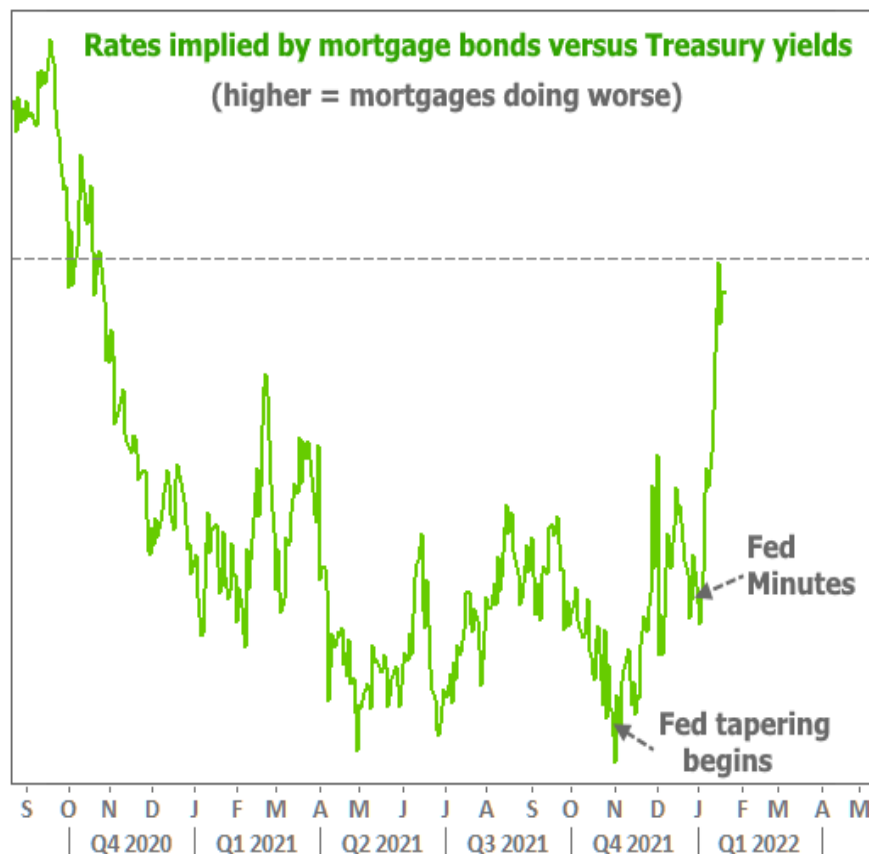
If stocks lose enough ground, some of the money being pulled out of that side of the market finds its way into the bond market. That was increasingly evident as the week progressed with the last 2 days seeing strong correlation between stock prices and bond yields.



So rates are higher because of the Fed, but they caught a break due to stocks?

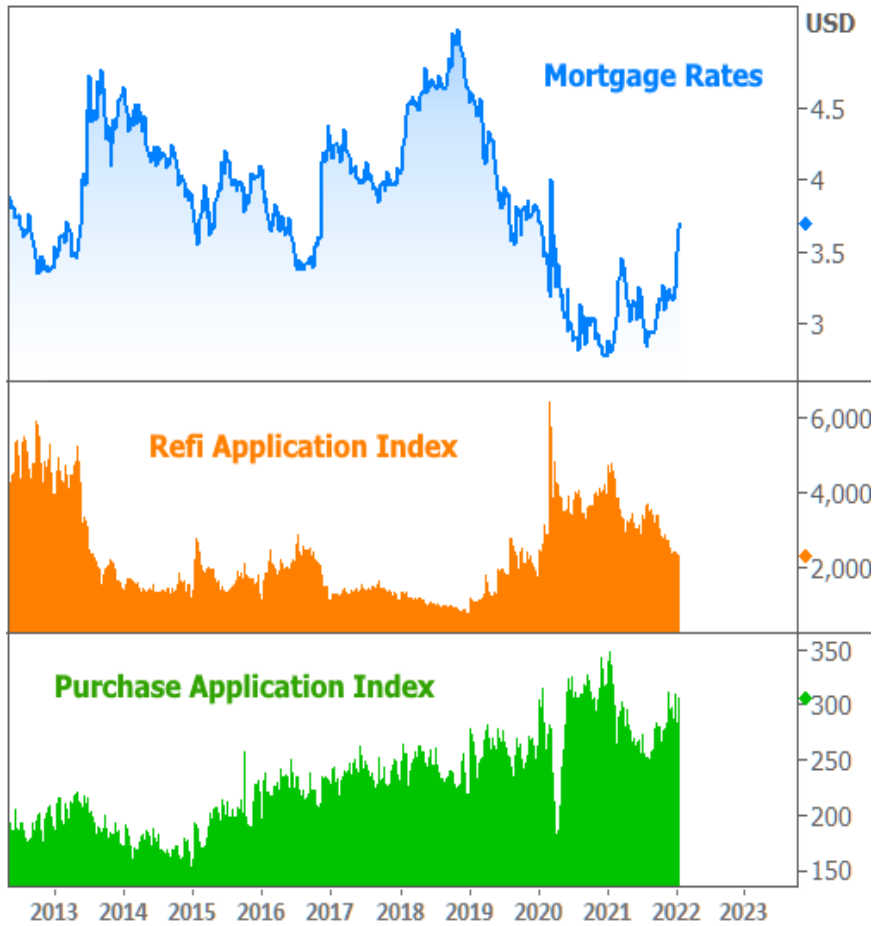
Yes and no. Rates are almost exclusively higher in 2022, and they haven't recovered much. The massive stock losses share some motivation with rising rates (both are upset about Fed policy), but they've also served to limit the pace of rising rates.

Moreover, the charts above use the 10yr Treasury yield as a representative for the entire rate market. Mortgage rates haven't done as well as Treasuries because MBS are much more sensitive to shifts in the Fed's bond buying outlook. The following chart shows how mortgage bonds have underperformed Treasuries since the Fed started tapering, and again following the normalization comments in the Fed minutes.



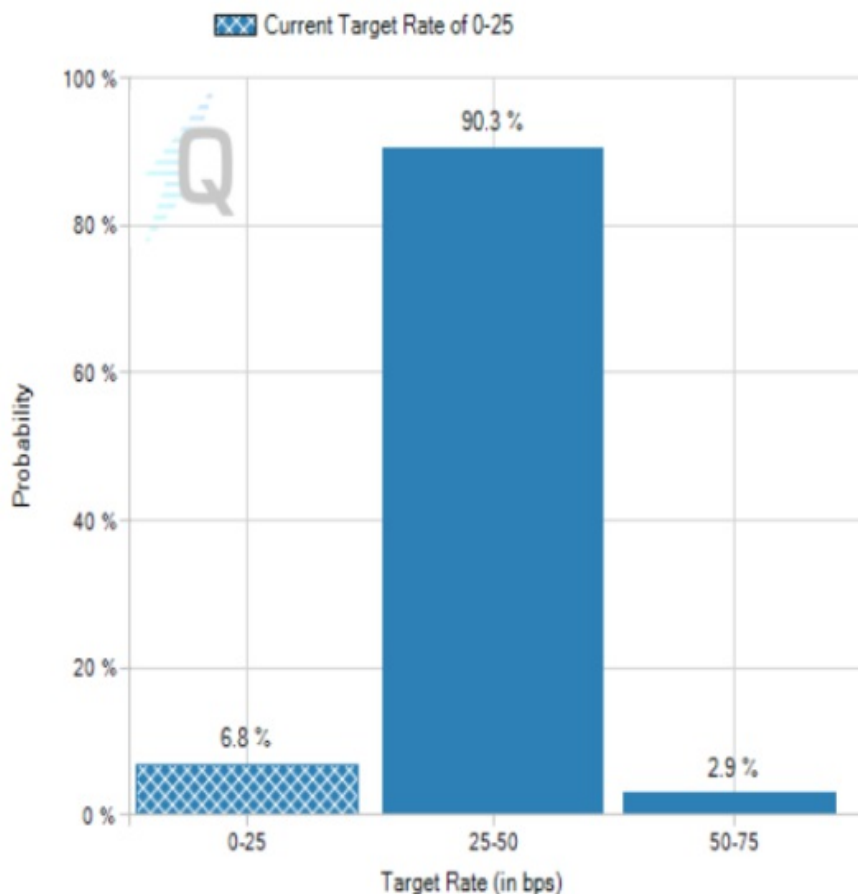
Aren't rates historically low?

"Historically low" often depends on how far back you want to look. We're currently much better off than most any time before covid. If we're only looking at the past 2 years, rates are at their highs. Refinance activity reflects this reality (low enough rates to motivate some, but high enough to bring refis to their lowest level since before covid).



Does this have anything to do with a Fed rate hike?

Not really. The Fed's rate hike outlook can have an impact on mortgage rates, but rate hikes themselves are often old news by the time they happen. The market is in strong agreement that the Fed will be hiking rates at the March meeting.

TARGET RATE PROBABILITIES FOR
16 MAR 2022 FED MEETING**What about next week's Fed meeting?**

Indeed! Next week's Fed meeting is a focal point for potential market volatility. The Fed will NOT be announcing any policy changes, nor will they be hiking rates. But remember, they didn't announce any policy changes in September either. Rates responded anyway.

Traders will be very curious to see what the Fed puts in writing about the anticipated rate hike in March and more importantly the timing of the balance sheet normalization efforts. In addition to the written statement, Powell's press conference can also be a source of actionable info for traders. This all happens on Wednesday afternoon (Jan 26), and it could easily serve as the jumping off point for the next big move for rates.

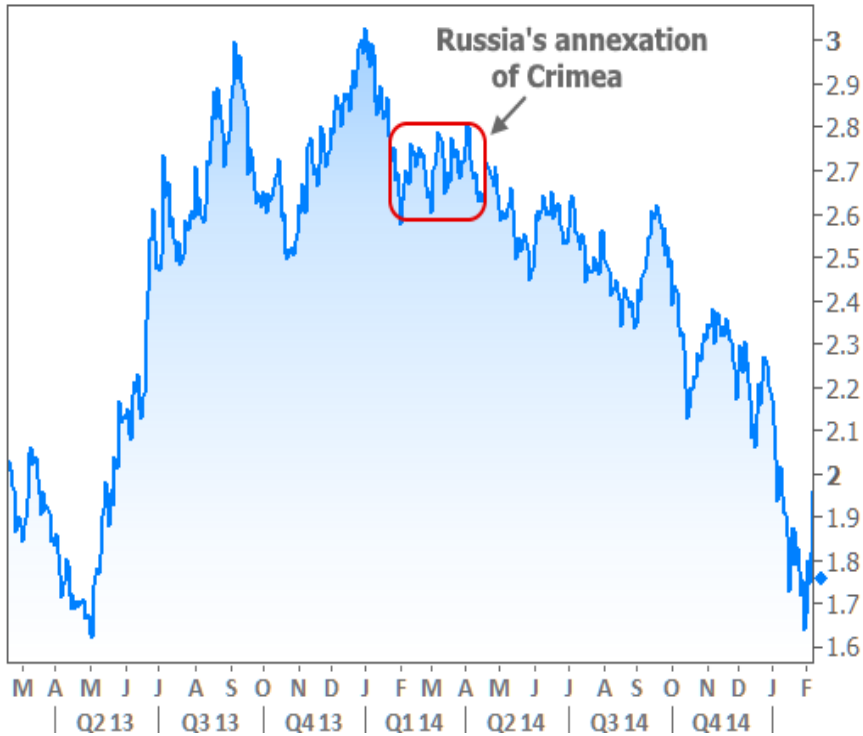
Could that move only be higher?

If we knew that right now, we wouldn't have much to discuss. While the general, "all things being equal" outlook is for gradually higher rates, things don't always go as planned. If Powell were to tap the brakes on the Fed's recently more aggressive tightening stance, rates could certainly catch their breath in a slightly more meaningful way than they did this week.

Don't take that as a prediction though! It's merely one of several potential options. Powell could double down on the hawkish stance and that could easily reinvigorate the recent rising rate trends.

Couldn't the geopolitical drama surrounding Ukraine or Taiwan help keep rates down?

That's a complex question to consider, but the answer is simple: only if things got unexpectedly bad. Since the more imminent risk is for some sort of repeat of Russia's 2014 invasion of Ukraine, let's consider the market's reaction in 2014. For bonds, the 2 most climactic months of the Crimea annexation were actually the 2 calmest months of the year.



Subscribe to my newsletter online at: <http://mortgageratesupdate.com/mattstoutmortgagenavigator>

Recent Economic Data

Date	Event	Actual	Forecast	Prior
Tuesday, Jan 18				
8:30AM	Jan NY Fed Manufacturing	-0.7	25.00	31.90
10:00AM	Jan NAHB housing market indx	83	84	84
Wednesday, Jan 19				
7:00AM	w/e MBA Purchase Index	305.7		283.4
7:00AM	w/e MBA Refi Index	2276.3		2349.8
8:30AM	Dec House starts mm: change (%)	1.4		11.8
8:30AM	Dec Housing starts number mm (ml)	1.702	1.650	1.679
8:30AM	Dec Build permits: change mm (%)	9.1		3.9
8:30AM	Dec Building permits: number (ml)	1.873	1.701	1.717
Thursday, Jan 20				
8:30AM	Jan Philly Fed Business Index	23.2	20.0	15.4
8:30AM	w/e Jobless Claims (k)	286	220	230

Event Importance:

- No Stars = Insignificant
- ☆ Low
- ★ Moderate
- ★★ Important
- ★★★ Very Important

Date	Event	Actual	Forecast	Prior
10:00AM	Dec Existing home sales (ml)	6.18	6.44	6.46
10:00AM	Dec Exist. home sales % chg (%)	-4.6		1.9
Friday, Jan 21				
10:00AM	Dec Leading index chg mm (%)	+0.8	0.8	1.1
Monday, Jan 24				
1:00PM	2-Yr Note Auction (bl)	54		
Tuesday, Jan 25				
9:00AM	Nov Case Shiller Home Prices y/y (%)	18.3	18.0	18.4
9:00AM	Nov FHFA Home Prices y/y (%)	17.5		17.4
10:00AM	Jan Consumer confidence	113.8	111.8	115.8
1:00PM	5-Yr Note Auction (bl)		55	
Wednesday, Jan 26				
7:00AM	w/e MBA Purchase Index	300.1		305.7
7:00AM	w/e MBA Refi Index	1989.4		2276.3
10:00AM	Dec New Home Sales (%) (%)	11.9		12.4
10:00AM	Dec New Home Sales (ml)	0.811	0.760	0.744
2:00PM	N/A FOMC rate decision (%)	0.000 - 0.250	0.125	0.125
Thursday, Jan 27				
8:30AM	Q4 GDP Advance (%)	6.9	5.5	2.3
8:30AM	Dec Durable goods (%)	-0.9	-0.5	2.6
10:00AM	Dec Pending Home Sales (%)	-3.8	-0.2	-2.2
10:00AM	Dec Pending Sales Index	117.7		122.4
1:00PM	7-Yr Note Auction (bl)	53		
Friday, Jan 28				
8:30AM	Q4 Employment costs (%)	1.0	1.2	1.3
8:30AM	Dec Core PCE Inflation (y/y) (%)	4.9	4.8	4.7
10:00AM	Jan Sentiment: 1y Inflation (%)	4.9		4.9
10:00AM	Jan Sentiment: 5y Inflation (%)	3.1		3.1
10:00AM	Jan Consumer Sentiment (ip)	67.2	68.7	68.8

Getting a mortgage doesn't have to be painful!

I call myself a Mortgage Navigator because I feel it is my duty to give you the best information possible, not matter what! I love making homebuyers homeowners! I've been a mortgage broker for 29 years and compare options from multiple lenders, delivering 5 ⭐ rates & service. Combined with my goal based mortgage planning, my desire is to help people make the best mortgage decisions while making the process less annoying and more fun. Not sure where to start?.. give me a call at 800-340-5465 or visit www.IcanSaveMortgage to find your best options today. Be sure to check out my YouTube channel link below for more helpful mortgage information.

Matt Stout

