

Matt Stout

Loan Originator, Consumers Financial Mortgage

NMLS# 248427

2834 S Highland Dr Salt Lake City, UT 84106

Mobile: 801-599-5363

greenteam@icansavemoney.com

View My Website

Many Credible Sources Are Dead Wrong About Rates

The past 2 weeks have been fairly exciting in terms of interest rate volatility. This is the perfect environment for seemingly authoritative sources to get it **dead wrong** when it comes to telling you how rates are moving.

Without naming names, let's just say some very big players in the mortgage, real estate, and financial media markets are all running stories about mortgage rates moving **higher** this week. I'm here to tell you the exact **opposite** is the case.

Given the apparent credibility and unanimity of those sources, you may be wondering if they're actually right and I'm wrong. Thankfully, you won't have to wonder about such things after I explain **WHY** they're wrong.

Look closely at any of this week's "rates are higher" headlines and you'll likely find the story to be citing Freddie Mac's weekly mortgage rate survey. **This alone is the source of the confusion.** Freddie's survey is a longstanding and authoritative tracking tool for mortgage rates over time. There's just one problem: it was never intended to track the sorts of timely rate movement that consumers are looking for.

Freddie is transparent about its methodology in the survey. Responses are collected from multiple loan originators as to the best rates they can offer. Freddie accepts responses Monday through Wednesday, but results heavily favor of **Monday**.

Despite that, the survey isn't released until **mid-morning on Thursday**. That means much of the potential mortgage rate movement each week is never factored into the press release. Naturally, all that movement can create discrepancies between Freddie and Reality, but it can get even worse.

In scenarios where rates are moving quickly in **2 different directions** from one week to the next, the discrepancy is magnified. That's exactly what happened this week. Rates were indeed rising rapidly in the second half of last week. Freddie's survey cut-off meant that most of that increase wasn't captured. From there, this week's survey logically found rates to be higher on Monday, but it missed the nice improvements seen in the following 3 days.

National Average Mortgage Rates



| | Rate | Change | Points |
|---------------------|-------|--------|--------|
| Mortgage News Daily | | | |
| 30 Yr. Fixed | 7.44% | +0.01 | 0.00 |
| 15 Yr. Fixed | 6.85% | +0.01 | 0.00 |
| 30 Yr. FHA | 6.92% | +0.02 | 0.00 |
| 30 Yr. Jumbo | 7.62% | 0.00 | 0.00 |
| 5/1 ARM | 7.41% | +0.01 | 0.00 |

Freddie Mac

| | | | |
|--------------|-------|-------|------|
| 30 Yr. Fixed | 7.10% | -0.34 | 0.00 |
| 15 Yr. Fixed | 6.39% | -0.37 | 0.00 |

Rates as of: 4/19

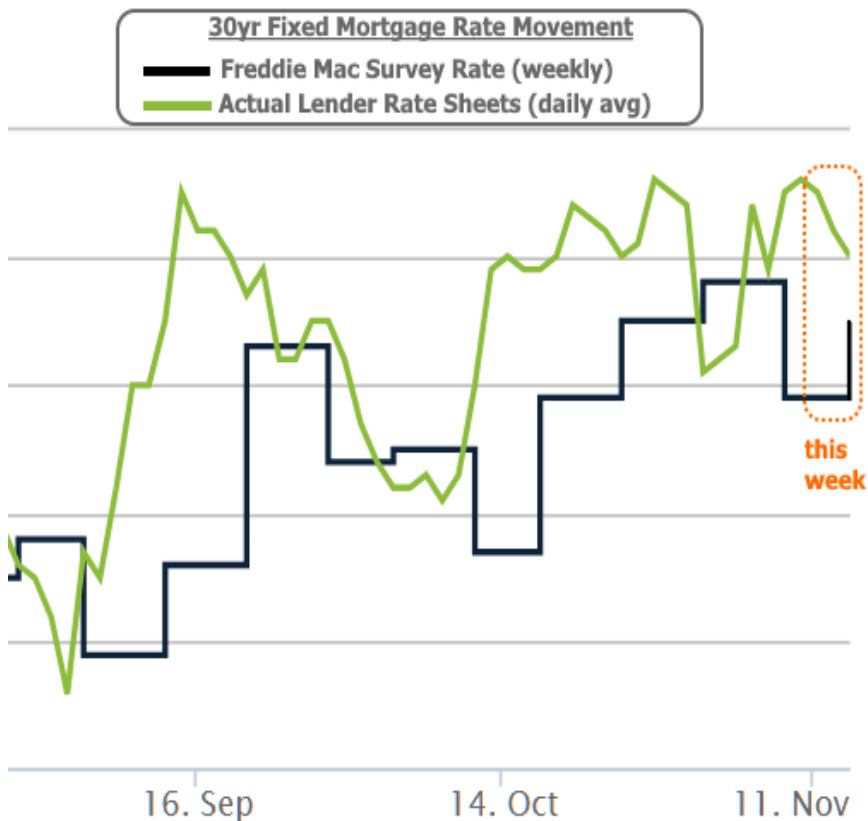
Market Data

| | Price / Yield | Change |
|----------------|---------------|---------|
| MBS UMBS 6.0 | 99.32 | +0.02 |
| MBS GNMA 6.0 | 100.08 | +0.02 |
| 10 YR Treasury | 4.6222 | -0.0043 |
| 30 YR Treasury | 4.7101 | -0.0217 |

Pricing as of: 4/19 5:04PM EST

Recent Housing Data

| | | Value | Change |
|---------------------|--------|-------|---------|
| Mortgage Apps | Apr 17 | 202.1 | +3.27% |
| Building Permits | Mar | 1.46M | -3.95% |
| Housing Starts | Mar | 1.32M | -13.15% |
| New Home Sales | Feb | 662K | +0.15% |
| Pending Home Sales | Feb | 75.6 | +1.75% |
| Existing Home Sales | Feb | 3.97M | -0.75% |
| Builder Confidence | Mar | 51 | +6.25% |

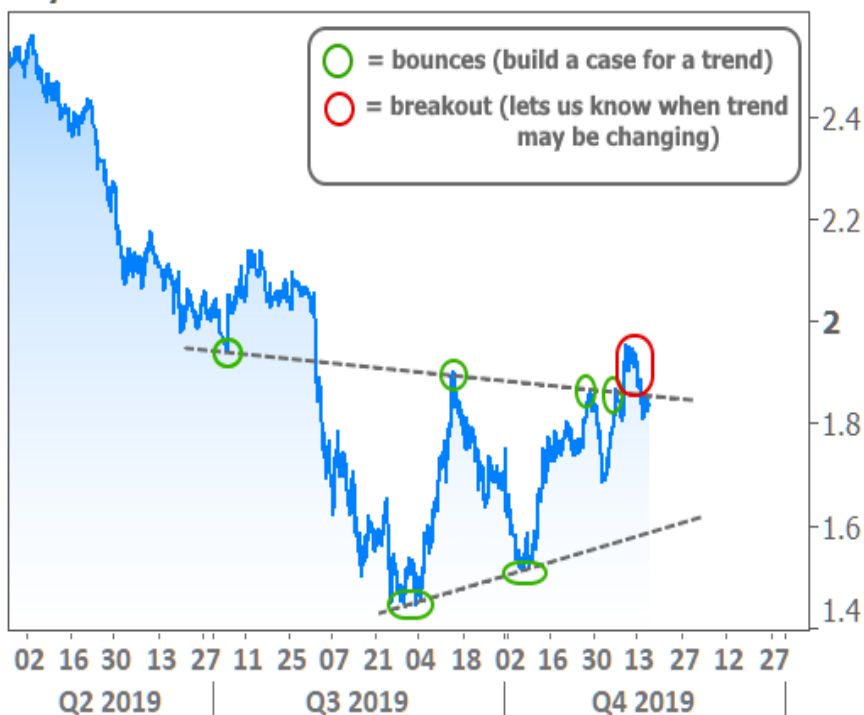


Mortgage rate trivia aside, why did rates rise last week and why are they falling this week?

Uncertainty is much higher than normal right now. One of the biggest factors driving that uncertainty (and thus causing short-term volatility) is the ever-changing narrative on the **US/China trade deal**. Last week's key headlines involved claims that previously announced tariffs would be rolled back as a part of the first phase of the deal. That contributed to a sharp move higher in rates on Thursday, but there were a few compounding factors adding to the bond market panic (discussed in [last week's newsletter](#)).

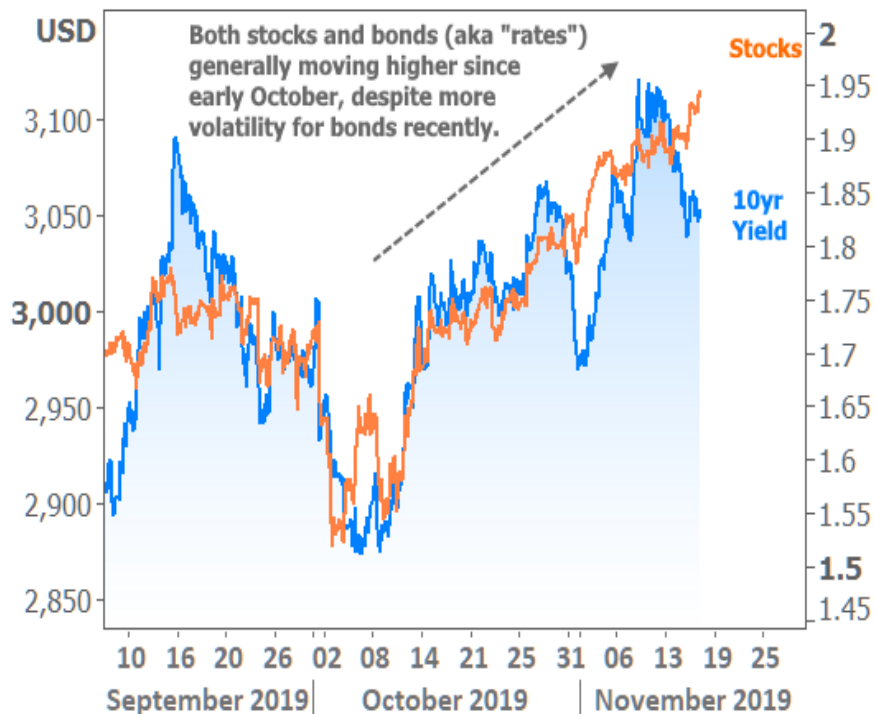
In general, good news for the trade deal is bad news for rates and vice versa. As such, all of the trade-related updates have created small pockets of volatility inside a broader trend, but it was concerns about that broader trend that did the most damage. In short, it looked like we were on the verge of confirming a shift into a "rising rate environment" before this week's improvements provided a glimmer of hope.

10yr Yield



But just because rates snuck back under the dotted line in the chart above, it's not safe to assume we're out of the woods! A combination of trade deal progress and reasonably resilient economic data means we're still at risk of shifting into a rising rate trend. Both stocks and bonds have been sending a similar message in recent weeks.

Rates vs Stocks



Economic data and trade deal updates will continue to play critical roles in shaping the road ahead--especially for rates. With that in mind, next week brings a much more active calendar of data with Thursday and Friday's reports being particularly important (Philly Fed, Markit Manufacturing, and Markit Services Indices).

Subscribe to my newsletter online at: <http://mortgageratesupdate.com/mattstoutmortgagenavigator>

Recent Economic Data

| Date | Event | Actual | Forecast | Prior |
|-------------------|---|--------|----------|--------|
| Wednesday, Nov 13 | | | | |
| 7:00AM | w/e MBA Purchase Index | 253.4 | | 241.0 |
| 7:00AM | w/e Mortgage Refinance Index | 2374.6 | | 2102.7 |
| 8:30AM | Oct Core CPI (Annual) (%) | +2.3 | 2.4 | 2.4 |
| Thursday, Nov 14 | | | | |
| 8:30AM | Oct Core Producer Prices YY (%) | +1.6 | 1.5 | 2.0 |
| 8:30AM | w/e Jobless Claims (k) | 225 | 215 | 211 |
| Friday, Nov 15 | | | | |
| 8:30AM | Oct Retail Sales (%) | 0.3 | 0.2 | -0.3 |
| 8:30AM | Oct Import prices mm (%) | -0.5 | -0.2 | 0.2 |
| 9:15AM | Oct Industrial Production (%) | -0.8 | -0.4 | -0.4 |
| 10:00AM | Sep Business Inventories (%) | 0.0 | 0.1 | 0.0 |
| Monday, Nov 18 | | | | |
| 10:00AM | Nov NAHB housing market indx | 70 | 71 | 71 |
| Tuesday, Nov 19 | | | | |
| 8:30AM | Oct Build permits: change mm (%) | 5.0 | | -2.4 |
| 8:30AM | Oct House starts mm: change (%) | 3.8 | | -9.4 |
| 8:30AM | Oct Housing starts number mm (ml) | 1.314 | 1.320 | 1.256 |
| 8:30AM | Oct Building permits: number (ml) | 1.461 | 1.385 | 1.391 |
| Wednesday, Nov 20 | | | | |
| 7:00AM | w/e MBA Purchase Index | 270.4 | | 253.4 |
| 7:00AM | w/e Mortgage Refinance Index | 2190.6 | | 2374.6 |
| Thursday, Nov 21 | | | | |
| 8:30AM | Nov Philly Fed Business Index | 10.4 | 7.0 | 5.6 |
| 8:30AM | w/e Jobless Claims (k) | 227 | 216 | 225 |
| 10:00AM | Oct Existing home sales (ml) | 5.46 | 5.47 | 5.38 |
| 10:00AM | Oct Exist. home sales % chg (%) | 1.9 | 1.4 | -2.2 |
| 10:00AM | Oct Leading index chg mm (%) | -0.1 | -0.1 | -0.1 |
| Friday, Nov 22 | | | | |
| 9:45AM | Nov PMI-Composite (source:Markit) | 51.9 | | 50.9 |
| 9:45AM | Nov PMI-Services (Markit) | 51.6 | 51.0 | 50.6 |
| 9:45AM | Nov PMI-Manufacturing (Markit) | 52.2 | 51.5 | 51.3 |
| 10:00AM | Nov Consumer Inflation Expectations (1yr) (%) | 2.5 | | 2.5 |
| 10:00AM | Nov Consumer Inflation Expectations (5yr) (%) | 2.5 | | 2.4 |
| 10:00AM | Nov Consumer Sentiment (ip) | 96.8 | 95.7 | 95.7 |

Event Importance:

No Stars = Insignificant

☆ Low

★ Moderate

★★ Important

★★★ Very Important

Getting a mortgage doesn't have to be painful!

I call myself a Mortgage Navigator because I feel it is my duty to give you the best information possible, not matter what! I love making homebuyers homeowners! I've been a mortgage broker for 29 years and compare options from multiple lenders, delivering 5 ⭐ rates & service. Combined with my goal based mortgage planning, my desire is to help people make the best mortgage decisions while making the process less annoying and more fun. Not sure where to start?.. give me a call at 800-340-5465 or visit www.IcanSaveMortgage to find your best options today. Be sure to check out my YouTube channel link below for more helpful mortgage information.

Matt Stout

