



Eric Gousios

Mortgage Broker, Mortgage Capital Group, Inc

NMLS# 232541

64 E Crystal Lake Ave Crystal Lake, IL 60014

Office: 847-888-4241

Fax: 847-485-5010

eric@866mylender.com

[View My Website](#)

Mortgage Limits Have NOT Changed (Yet)

The conforming loan limit is set by the Federal Housing Finance Agency (FHFA). Mortgages under that amount generally have the lowest effective rates, and in some cases are easier to qualify for.

With prices appreciating **rapidly** in the past year, a big increase in the loan limit would be **big** news. Prospective buyers would be able to widen their price range in many cases and homeowners whose loans exceed the previous loan limit might be able to refinance to a lower rate.

It shouldn't come as much of a surprise, then, that word has quickly spread about the earlier than normal increase of the conforming loan limit from \$548,250 to **\$625,000**.

There's just one problem: **nothing has changed yet!** The conforming loan limit is **still** \$548,250 and it will continue to be \$548,250 until November 30th at the very earliest.

So **why** have people been talking about \$625k?

It all began with **one** major lender publishing an announcement that they would accept loan amounts up to \$625k as "high balance" (HB) conforming. HB loans are already a thing for counties where home prices are much higher than the national average. This announcement was significant because it extended HB eligibility to **ALL** counties (i.e. even the ones where the maximum amount is still the national minimum of \$548,250).

A few days later, a few more lenders followed suit with similar announcements. **People talked**. Apparently it's easier to say "you see loan limits went up to 625k?" than it is to say "did you hear that a certain lender is currently offering HB conforming pricing to non-HB counties?" As such, it didn't take long before the industry was abuzz with questions and comments about "the new loan limit."

Again, **there is no new loan limit**. This is just an innovative strategy on the part of a **few** mortgage lenders designed to offer their clients more flexibility and/or to get a leg up on their competition. That's **why** they're doing it, but why are they **ABLE** to do it? After all, a conforming loan that doesn't conform to the existing guidelines isn't worth as much to mortgage lenders.

The answer is actually surprisingly simple. These lenders know when the new loan limit will be announced, and they know that it will **almost certainly be higher than \$625k**. Here's why:

National Average Mortgage Rates



	Rate	Change	Points
Mortgage News Daily			
30 Yr. Fixed	7.37%	-0.04	0.00
15 Yr. Fixed	6.82%	-0.02	0.00
30 Yr. FHA	6.82%	-0.06	0.00
30 Yr. Jumbo	7.55%	-0.05	0.00
5/1 ARM	7.42%	-0.08	0.00

Freddie Mac

30 Yr. Fixed	7.22%	-0.22	0.00
15 Yr. Fixed	6.47%	-0.29	0.00

Rates as of: 5/2

Market Data

	Price / Yield	Change
MBS UMBS 6.0	99.78	+0.32
MBS GNMA 6.0	100.74	+0.26
10 YR Treasury	4.5795	-0.0550
30 YR Treasury	4.7290	-0.0224

Pricing as of: 5/2 5:04PM EST

Recent Housing Data

		Value	Change
Mortgage Apps	Apr 24	196.7	-2.67%
Building Permits	Mar	1.46M	-3.95%
Housing Starts	Mar	1.32M	-13.15%
New Home Sales	Mar	693K	+4.68%
Pending Home Sales	Feb	75.6	+1.75%
Existing Home Sales	Feb	3.97M	-0.75%
Builder Confidence	Mar	51	+6.25%

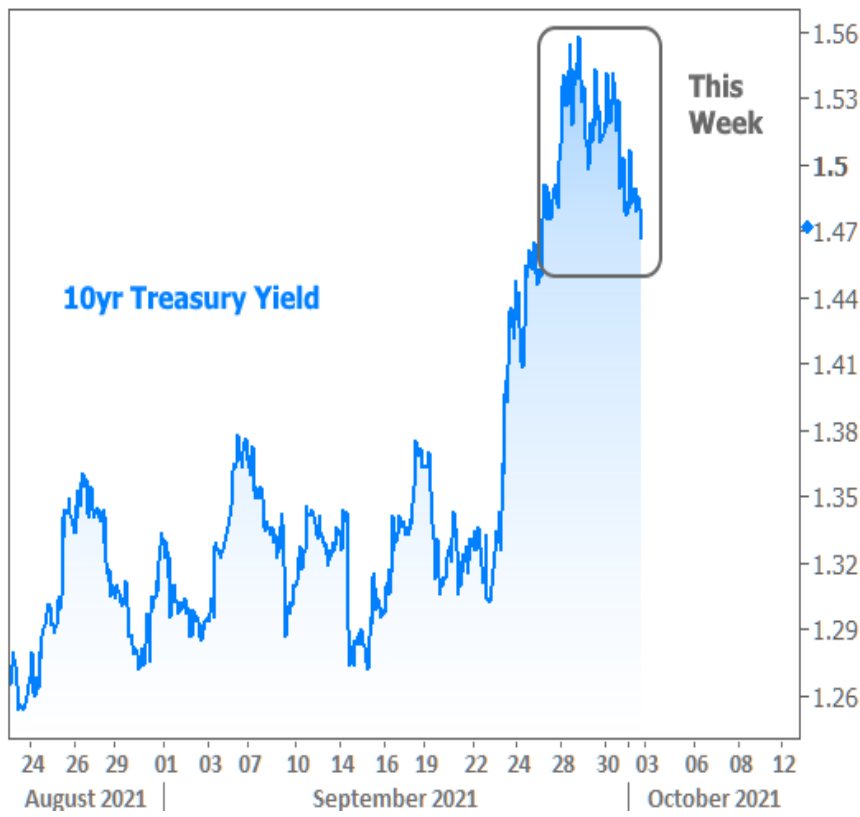
Conforming loan limits are actually updated at the **same time** every year, immediately following the November release of FHFA's House Price Index (HPI). Specifically, the FHFA uses what they call the "expanded data HPI." Determining new loan limits is as simple as looking at the expanded HPI for Q3 2021 and comparing it to Q3 2020.

Q3's HPI number is scheduled to be released on **November 30th**. Even if Q3 shows no improvement, prices have risen enough in the other 3 quarters to push the new loan limit over \$618k. But those are quarterly numbers, and FHFA actually releases monthly numbers that closely mirror the quarterly data. Incidentally, the first month of Q3 was released this week, and it showed a gain of 1.4%--enough for the loan limit calculation to spit out \$627,600 without any additional price appreciation in August or September.

In other words, and to make a very long story very short, \$625k reflects an **extremely safe, and highly educated guess** on the part of only a few mortgage companies about where the new conforming loan limit will land at the end of November.

Market Update

After a volatile week spent moving significantly higher in rate, the current week began with more of the same. That said, volatility was far more contained and by Wednesday, bond yields began to fall modestly. As of Friday afternoon, 10yr Treasury yields (a loose indicator for mortgage rate momentum) were at the week's lowest levels. Unfortunately, those levels were still higher than last week's highs.



Subscribe to my newsletter online at: <http://mortgageratesupdate.com/ericgousios>




Recent Economic Data

Date	Event	Actual	Forecast	Prior
Monday, Sep 27				

Event Importance:

No Stars = Insignificant
☆ Low

Date	Event	Actual	Forecast	Prior
8:30AM	Aug Durable goods (%)	1.8	0.7	-0.1
1:00PM	5-Yr Note Auction (bl)	61		
Tuesday, Sep 28				
9:00AM	Jul CaseShiller 20 yy (%)	+19.9	20.0	19.1
9:00AM	Jul Monthly Home Price yy (%)	19.2		18.8
10:00AM	Sep Consumer confidence	109.3	114.5	113.8
1:00PM	7-Yr Note Auction (bl)	62		
Wednesday, Sep 29				
7:00AM	w/e MBA Purchase Index	280.4		283.9
7:00AM	w/e MBA Refi Index	3359.5		3391.1
10:00AM	Aug Pending Home Sales (%)	+8.1	1.4	-1.8
10:00AM	Aug Pending Sales Index	119.5		110.7
Thursday, Sep 30				
8:30AM	Q2 GDP Final (%)	6.7	6.6	6.6
8:30AM	w/e Jobless Claims (k)	362	335	351
9:45AM	Sep Chicago PMI	64.7	65.0	66.8
Friday, Oct 01				
8:30AM	Aug Core PCE Inflation (y/y) (%)	3.6	3.6	3.6
10:00AM	Sep ISM Manufacturing PMI	61.1	59.6	59.9
10:00AM	Sep Consumer Sentiment (ip)	72.8	71.0	71.0
10:00AM	Aug Construction spending (%)	0.0	0.3	0.3
Monday, Oct 04				
10:00AM	Aug Factory orders mm (%)	+1.2	1.0	0.4
Tuesday, Oct 05				
10:00AM	Sep ISM N-Mfg PMI	61.9	60.0	61.7
Wednesday, Oct 06				
7:00AM	w/e MBA Refi Index	3037.6		3359.5
7:00AM	w/e MBA Purchase Index	275.7		280.4
8:15AM	Sep ADP National Employment (k)	568	428	374
Friday, Oct 08				
8:30AM	Sep Non-farm payrolls (k)	+194	500	235
8:30AM	Sep Unemployment rate mm (%)	4.8	5.1	5.2
10:00AM	Aug Wholesale inventories mm (%)	1.2	1.2	1.2

 Moderate
 Important
 Very Important

Helping families buy and refinance homes since 1996.

I appreciate the opportunity to help manage your mortgage and financial needs not just today, but for a lifetime. Illinois Loan programs for buying your new home or refinancing with VA, VA IRRRL, FHA, FHA Streamline, and Conventional loans. Illinois Residential Mortgage Licensee MB.6760479.

Eric Gousios

