



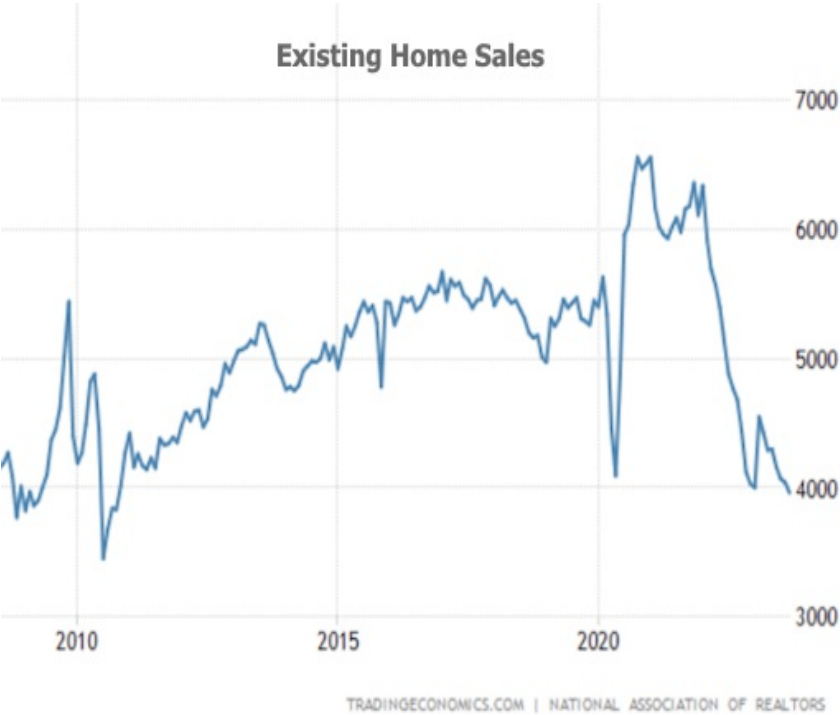
Brad Belcher
Owner/Independent Mortgage Broker, Elite Mortgage LLC
572862
3943 Hwy 54 Owensboro, Kentucky 42303

Office: 270-570-2237
Mobile: 270-570-2237
Fax: 800-278-4062
bbelcher@elitemortgagerates.com
[View My Website](#)

Doom, Gloom, Kool Aid, And Warm Porridge

Mortgage rates finally broke the 8% ceiling this week after months of gradual upward movement in the 7% range. At the same time, Existing Home Sales fell to the lowest levels in more than a decade. Pretty gloomy... but there are silver linings and perhaps even some overly optimistic Kool Aid to drink. As always, we'll try to focus on the warm bowl of porridge in the middle.

It's very true. The following charts of home sales and interest rates are not great.



National Average Mortgage Rates



	Rate	Change	Points
Mortgage News Daily			
30 Yr. Fixed	7.12%	-0.04	0.00
15 Yr. Fixed	6.62%	-0.02	0.00
30 Yr. FHA	6.59%	-0.03	0.00
30 Yr. Jumbo	7.37%	-0.03	0.00
5/1 ARM	7.30%	-0.03	0.00
Freddie Mac			
30 Yr. Fixed	7.09%	-0.35	0.00
15 Yr. Fixed	6.38%	-0.38	0.00

Rates as of: 5/13

Market Data

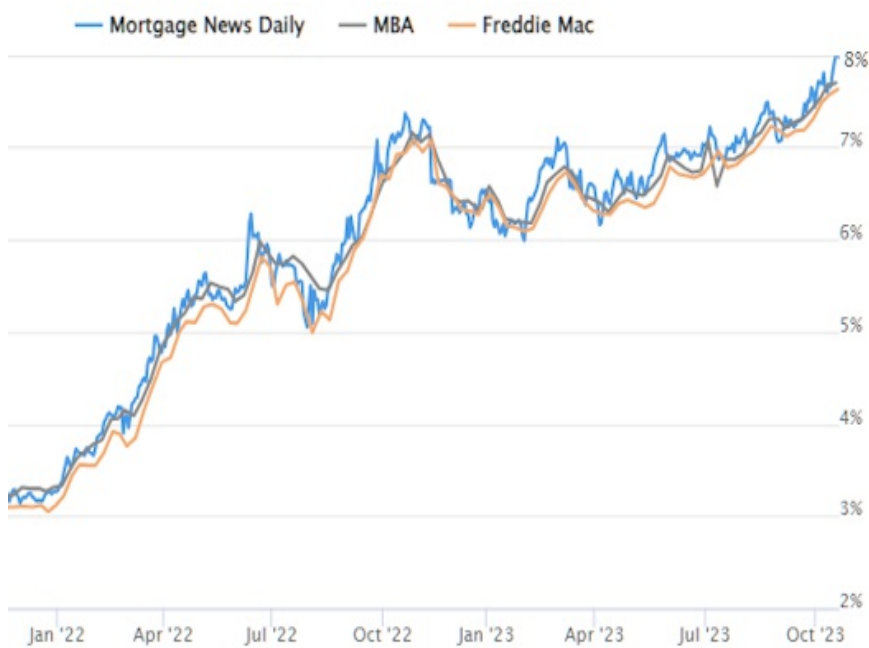
	Price / Yield	Change
MBS UMBS 6.0	100.15	+0.07
MBS GNMA 6.0	101.03	+0.01
10 YR Treasury	4.4890	-0.0088
30 YR Treasury	4.6347	-0.0058

Pricing as of: 5/13 5:08PM EST

Recent Housing Data

		Value	Change
Mortgage Apps	Apr 24	196.7	-2.67%
Building Permits	Mar	1.46M	-3.95%
Housing Starts	Mar	1.32M	-13.15%
New Home Sales	Mar	693K	+4.68%
Pending Home Sales	Feb	75.6	+1.75%
Existing Home Sales	Feb	3.97M	-0.75%
Builder Confidence	Mar	51	+6.25%

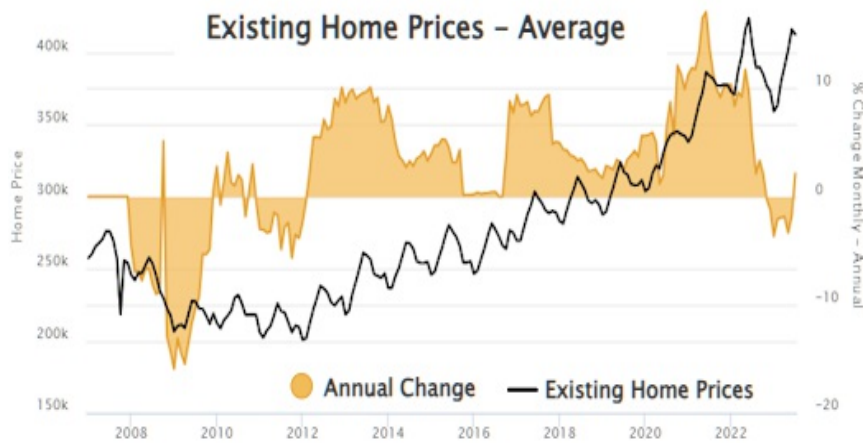
30yr Fixed Mortgage Rate Indices



But unlike the last time home sales were this low, we're in the midst of a supply shortage as opposed to a glut.

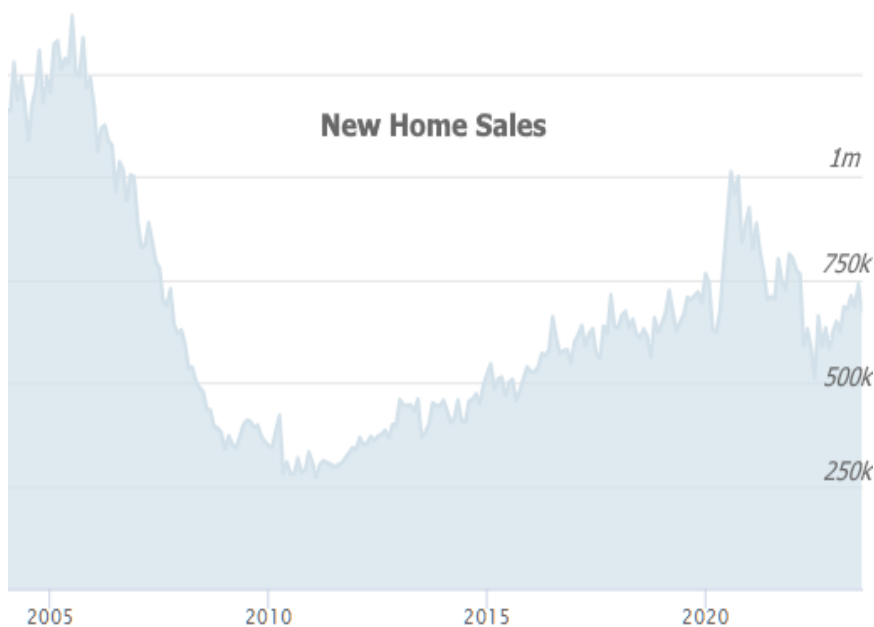


That has allowed the housing market to be much more resilient in terms of home prices. In year-over-year terms, prices are already back in positive territory.



We can also consider that the charts above pertain to EXISTING home sales, where the inventory depends on homeowners wanting or needing to sell. With many of those homeowners still paying the 2-3% mortgage rates obtained 2020-21, the reluctance to give that up in favor of a 7-8% rate is no surprise.

That's why the charts look much better when they focus on new home sales, which are nowhere near their 2010 levels. In fact, they've been trending higher and are currently in line with pre-pandemic levels.



For those who want to take silver linings into potential "Kool Aid" territory, we could start to look at things like the balance of recent Fed comments which suggest the Fed is done hiking rates unless inflation flares up in an unexpected way. Just this week, that sentiment helped turn the tide after this week's strong Retail Sales sent Fed rate expectations quickly higher on Tuesday. By the end of the week, the market saw next year's Fed Funds Rate about a quarter of a point lower.



That has some market participants declaring that the big shift in rates has arrived.



Ceiling sentiment gained some momentum after several supportive bounces in 10yr Treasury yields on Thursday and Friday just under 5%. Many investors have been saying 5% is an important psychological level and an attractive entry point for bond buyers (buying pushes yields lower). If investors are putting their money where their mouths are, it would line up with these sorts of bounces.



The proverbial "warm bowl of porridge" is somewhere between the gloom and the hope. It usually is. It's also impossible to perfectly define in terms of scope and timing. There are scenarios that could indeed result in rates moving gradually lower from here. Or the big shift might not happen for months. Some say it is overdue already. Others say "wait for 2025!"

There are ways to make cases for both outcomes, but the actual outcome will be driven by economic data. The good news there is that the Fed expects a certain measure of resilience in the data. They won't freak out if unemployment remains under 4% or GDP rises above 4%. As long as inflation continues to moderate and the economy doesn't accelerate at an unsustainable level, they're pretty sure they're done hiking rates.

That doesn't mean the Fed is done with "restrictive" policies, just that the restriction will now come in the form of a ticking clock. In other words, the question is less about additional rate hikes and more about how long we spend at current rates. Markets tend to push consumer rates lower before the Fed officially cuts, but there again, the market would only do that if it saw data that was likely to lead the Fed to similar conclusions.

After an active slate of Fed speakers over the past 2 weeks, we now enter the scheduled blackout period which precedes every Fed rate announcement. The next announcement is on November 1st. The Fed is not expected to hike, but markets will be attuned to any verbiage changes in the statement.

In the meantime, the upcoming week of data is not as critical as the following week will be. We're especially focused on the jobs report due out on Friday, November 3rd. If it reiterates the uncanny strength of the previous report, Team Gloom will score some points. But if it paints a much more moderate picture, the Kool Aid will be looking safer and safer to drink.

Subscribe to my newsletter online at: <http://mortgageratesupdate.com/elitemortgage>

Recent Economic Data

Date	Event	Actual	Forecast	Prior
Tuesday, Oct 17				

Event Importance:

No Stars = Insignificant
☆ Low

Date	Event	Actual	Forecast	Prior
8:30AM	Sep Retail Sales (%)	0.7%	0.3%	0.6%
9:15AM	Sep Industrial Production (%)	0.3%	0%	0.4%
10:00AM	Oct NAHB housing market indx	40	44	45
Wednesday, Oct 18				
7:00AM	Oct/13 MBA Purchase Index	129.8		137.5
7:00AM	Oct/13 MBA Refi Index	347.6		385.8
8:30AM	Sep Housing starts number mm (ml)	1.358M	1.38M	1.283M
8:30AM	Sep Building permits: number (ml)	1.473M	1.45M	1.541M
Thursday, Oct 19				
8:30AM	Oct Philly Fed Business Index	-9	-6.4	-13.5
8:30AM	Oct/14 Jobless Claims (k)	198K	212K	209K
8:30AM	Oct/07 Continued Claims (ml)	1734K	1710K	1702K
10:00AM	Sep Existing home sales (ml)	3.96M	3.89M	4.04M
12:00PM	Fed Chair Powell Speech			
Tuesday, Oct 24				
9:45AM	Oct S&P Global Services PMI	50.9	49.8	50.1
Wednesday, Oct 25				
10:00AM	Sep New Home Sales (ml)	0.759M	0.68M	0.675M
Thursday, Oct 26				
8:30AM	Sep Wholesale inventories mm (%)	0%		-0.1%
8:30AM	Sep Durable goods (%)	4.7%	1.7%	0.2%
8:30AM	Q3 GDP (%)	4.9%	4.3%	2.1%
8:30AM	Oct/21 Jobless Claims (k)	210K	208K	198K
10:00AM	Sep Pending Home Sales (%)	1.1%	-1.8%	-7.1%
Friday, Oct 27				
8:30AM	Sep Core PCE (m/m) (%)	0.3%	0.3%	0.1%
8:30AM	Sep Core PCE Inflation (y/y) (%)	3.7%	3.7%	3.9%
10:00AM	Oct Consumer Sentiment (ip)	63.8	63	68.1

- ★ Moderate
- ★★ Important
- ★★★ Very Important

Welcome to Elite Mortgage!

Welcome to Elite Mortgage!

Our Unique Boutique Mortgage Experience combines elite licensed mortgage professionals, incomparable service, a full array of mortgage products with the most competitive rates in the industry. At Elite Mortgage you're a client, not a number!

We know that each customer has specific needs, so we strive to meet those specific needs with a wide array of products, investment tools, mortgages and best of all quality service and individual attention.

Today's technology is providing a more productive environment to work in. For example, through our website, you can submit a complete on-line, secure loan application or pre-qualify for a home loan. You may also evaluate your different financing options by using our interactive calculators and going over various mortgage scenarios.

Brad Belcher

