



Brad Belcher

Owner/Independent Mortgage Broker, Elite Mortgage LLC

572862

3943 Hwy 54 Owensboro, Kentucky 42303

Office: 270-570-2237

Mobile: 270-570-2237

Fax: 800-278-4062

bbelcher@elitemortgagerates.com

[View My Website](#)

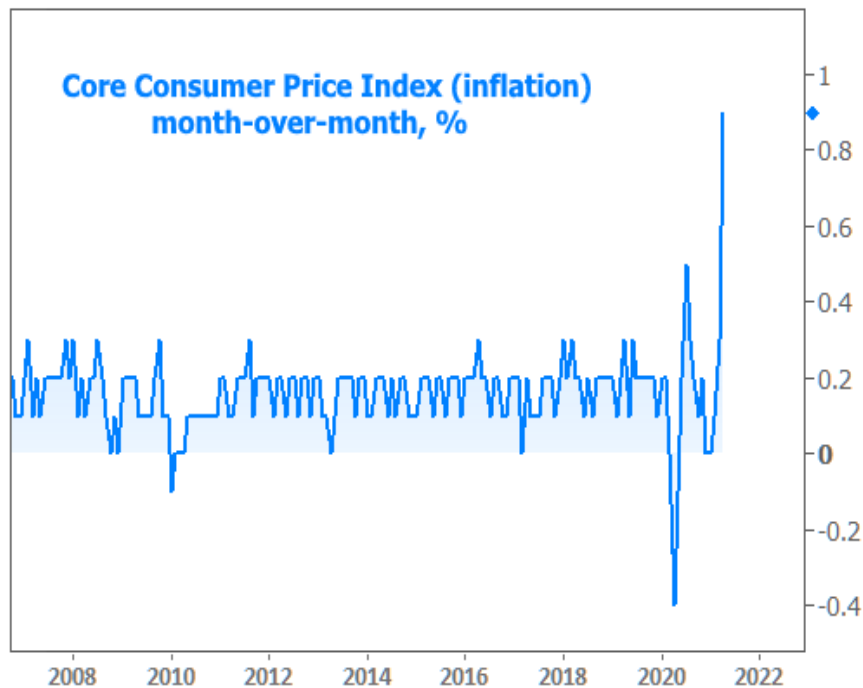
Big Inflation Scare, But Rates Remain Resilient

The 70's and 80's brought unforgettable economic lessons about inflation. Since then, certain market participants have been watching inflation like **hawks**, even when they didn't need to.

After the start of the pandemic, the massive amount of fiscal stimulus (covid relief bill) and monetary accommodation from the Fed (bond buying and rate cuts) had inflation hawks on **high alert**. Fed speakers have been consistent in their response: **yes**, inflation was likely to spike this spring for a variety of reasons, but it wouldn't necessarily be evidence of a sustainable shift.

Inflation can be measured in a few ways, but the most basic and most popular is via price indices published by the government. The **Consumer Price Index (CPI)** is one of the two dominant forces in that regard and this week brought a fresh update for the month of April.

While analysts agreed with the Fed's inflation warning, this week's **actual** CPI data eclipsed even the **most aggressive** forecasts, both in monthly and annual terms.



National Average Mortgage Rates



	Rate	Change	Points
Mortgage News Daily			
30 Yr. Fixed	7.38%	-0.05	0.00
15 Yr. Fixed	6.82%	-0.03	0.00
30 Yr. FHA	6.86%	-0.05	0.00
30 Yr. Jumbo	7.58%	-0.04	0.00
5/1 ARM	7.40%	0.00	0.00

Freddie Mac

30 Yr. Fixed	7.10%	-0.34	0.00
15 Yr. Fixed	6.39%	-0.37	0.00

Rates as of: 4/23

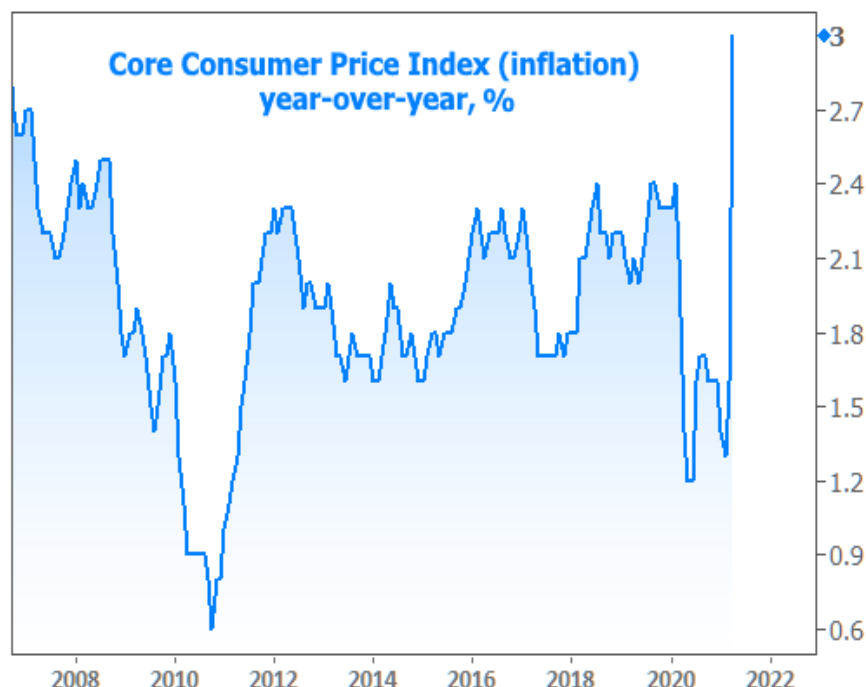
Market Data

	Price / Yield	Change
MBS UMBS 6.0	99.40	-0.22
MBS GNMA 6.0	100.22	-0.18
10 YR Treasury	4.6469	+0.0455
30 YR Treasury	4.7790	+0.0497

Pricing as of: 4/24 11:17AM EST

Recent Housing Data

		Value	Change
Mortgage Apps	Apr 17	202.1	+3.27%
Building Permits	Mar	1.46M	-3.95%
Housing Starts	Mar	1.32M	-13.15%
New Home Sales	Feb	662K	+0.15%
Pending Home Sales	Feb	75.6	+1.75%
Existing Home Sales	Feb	3.97M	-0.75%
Builder Confidence	Mar	51	+6.25%



What's so bad about inflation though? After all, hasn't the Fed said they want inflation to remain a bit higher relative to their typical target?

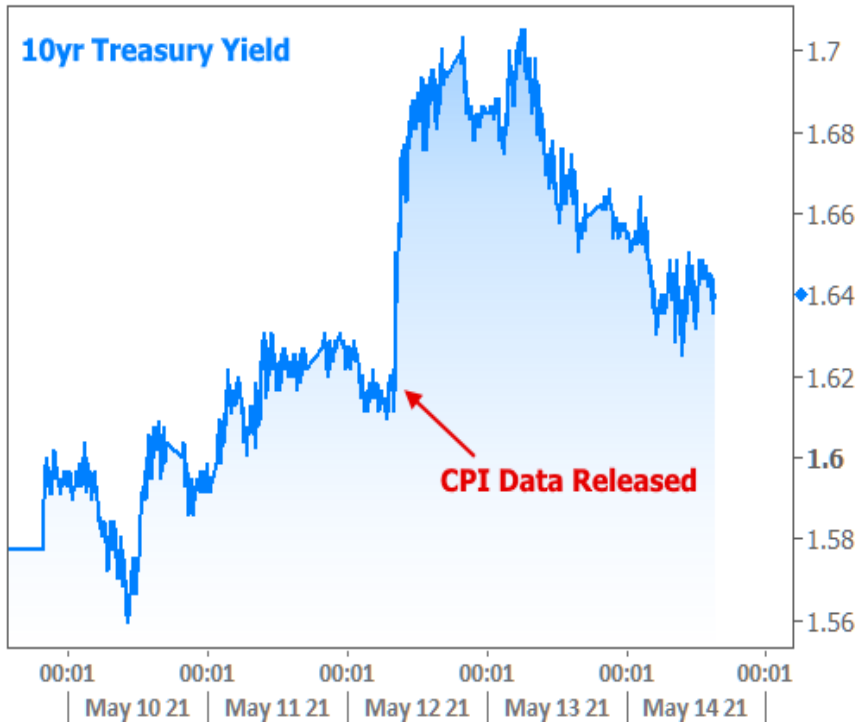
Yes, the Fed is actually **trying** to keep inflation higher than normal because they argue it will foster a stronger economic recovery for a wider slice of society. Regardless of one's opinion on that complicated topic, everyone agrees that "**too much**" inflation is a **bad** thing.

One of the most relevant negative impacts of high inflation on the mortgage/housing market is that it puts upward pressure on rates.

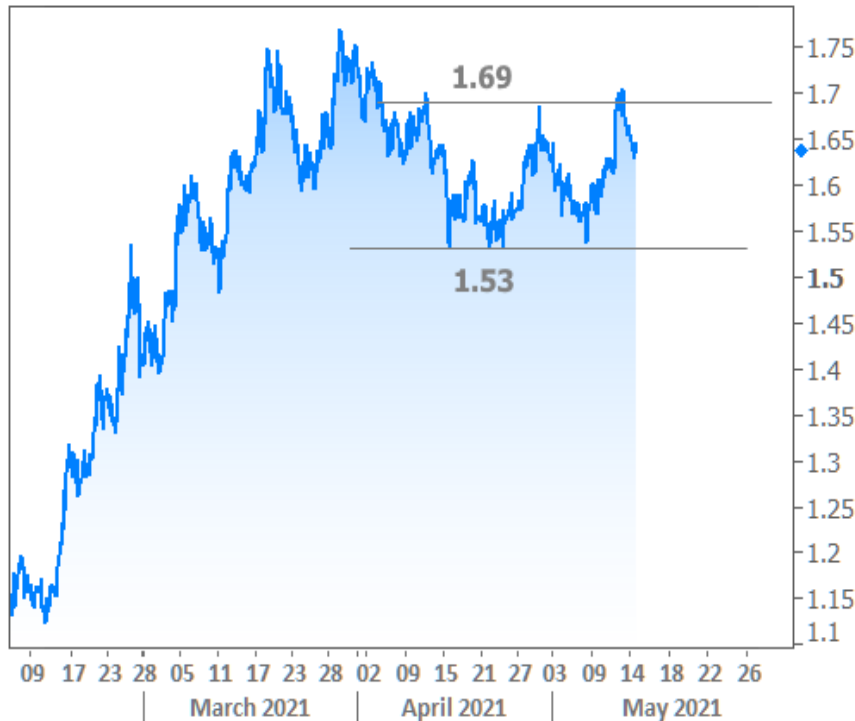
Here's a **quick explainer** as to why:

Mortgage rates are primarily determined by trading in the bond market. Investors who buy bonds earn returns by collecting payments over time based on terms agreed to upfront. Inflation robs those payments of future purchasing power (I'm giving you \$100/month for 30 years, but what if a pack of gum costs \$100 in 30 years?). As such, if investors expect higher inflation, they adjust by charging higher rates today.

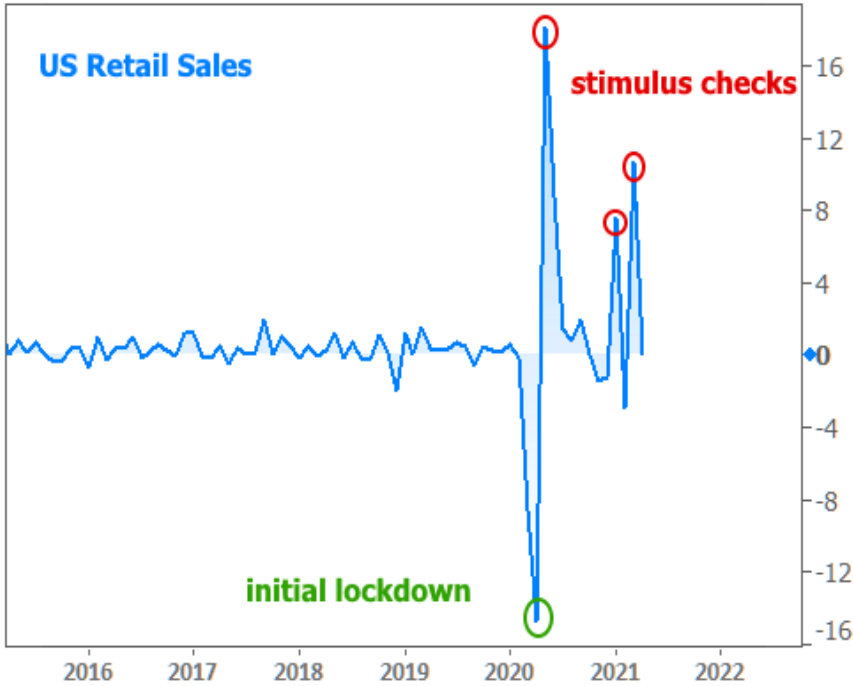
That scenario played out immediately in the bond market on Wednesday with 10yr Treasury yields spiking **abruptly** in the wake of the inflation report.



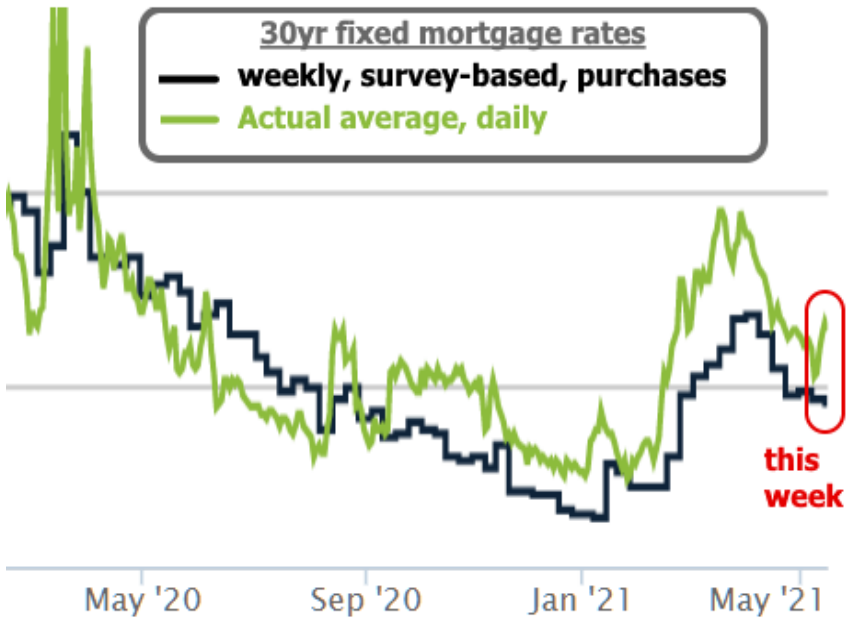
That looks fairly dramatic on the 5-day chart, but in the bigger picture, the bond market arguably took the inflation surprise in stride.



The 2nd half of the week was spent recovering back into the prevailing range with a weak Retail Sales report doing nothing to stand in the way. We'll stop short of giving the data credit for the rate recovery simply because this series remains exceptionally volatile. No one wants to read too much into another "rebound month" following last month's stimulus check effect.



Mortgage rates were logically **higher** on the week, even if multiple headlines suggested they were **lower**. Those headlines almost certainly cite Freddie Mac's weekly survey data. By the time the survey is released on Thursday, **it can be very stale** if rates experienced much volatility earlier in the week.



Next week brings a **slew of housing-related reports** with Builder Confidence leading off on Monday. Residential construction numbers follow on Tuesday and the important Existing Home Sales report will be released on Friday. Analysts expect the housing data to hold fairly steady with last month's levels.

Subscribe to my newsletter online at: <http://mortgageratesupdate.com/elitemortgage>

Recent Economic Data

Event Importance:

Date	Event	Actual	Forecast	Prior
Tuesday, May 11				
1:00PM	3-Yr Note Auction (bl)	58		
Wednesday, May 12				
7:00AM	w/e MBA Purchase Index	276.7		274.5
7:00AM	w/e MBA Refi Index	3281.0		3188.7
8:30AM	Apr Consumer Price Index (CPI) (%)	0.8	0.2	0.6
8:30AM	Apr Core CPI (Annual) (%)	3.0	2.3	1.6
Thursday, May 13				
8:30AM	Apr Producer Prices (%)	0.6	0.3	1.0
8:30AM	Apr Core Producer Prices YY (%)	4.1	3.7	3.1
8:30AM	w/e Continued Claims (ml)	3.655	3.640	3.690
8:30AM	w/e Jobless Claims (k)	473	450	498
Friday, May 14				
8:30AM	Apr Retail Sales (%)	0.0	1.0	9.8
8:30AM	Apr Export prices mm (%)	0.8	0.6	2.1
8:30AM	Apr Import prices mm (%)	0.7	0.6	1.2
9:15AM	Apr Industrial Production (%)	0.7	1.0	1.4
10:00AM	May 1yr Inflation Outlook (%)	4.6		3.4
10:00AM	May 5yr Inflation Outlook (%)	3.1		2.7
10:00AM	May Consumer Sentiment	82.8	90.4	88.3
10:00AM	Mar Business Inventories (%)	0.3	0.3	0.5
Monday, May 17				
8:30AM	May NY Fed Manufacturing	24.3	23.90	26.30
10:00AM	May NAHB housing market indx	83	83	83
Tuesday, May 18				
8:30AM	Apr House starts mm: change (%)	-9.5		19.4
8:30AM	Apr Build permits: change mm (%)	0.3		2.3
8:30AM	Apr Housing starts number mm (ml)	1.569	1.710	1.739
8:30AM	Apr Building permits: number (ml)	1.760	1.770	1.759
Wednesday, May 19				
12:00AM	Roll Date - Ginnie Mae 30YR			
7:00AM	w/e MBA Purchase Index	265.3		276.7
7:00AM	w/e MBA Refi Index	3413.3		3281.0
10:30AM	w/e Crude Oil Inventory (ml)	1.321	1.623	-0.427
Thursday, May 20				
8:30AM	May Philly Fed Business Index	31.5	43.0	50.2
10:00AM	Apr Leading index chg mm (%)	1.6	1.4	1.3
Friday, May 21				
10:00AM	Apr Exist. home sales % chg (%)	-2.7	2.0	-3.7

No Stars = Insignificant

☆ Low

★ Moderate

★★ Important

★★★★ Very Important

Date	Event	Actual	Forecast	Prior
10:00AM	Apr Existing home sales (ml)	5.85	6.09	6.01
Monday, Jul 12				
1:00PM	10-yr Note Auction (bl)	38		
Tuesday, Jul 13				
1:00PM	30-Yr Bond Auction (bl)	24		

Welcome to Elite Mortgage!

Welcome to Elite Mortgage!

Our Unique Boutique Mortgage Experience combines elite licensed mortgage professionals, incomparable service, a full array of mortgage products with the most competitive rates in the industry. At Elite Mortgage you're a client, not a number!

We know that each customer has specific needs, so we strive to meet those specific needs with a wide array of products, investment tools, mortgages and best of all quality service and individual attention.

Today's technology is providing a more productive environment to work in. For example, through our website, you can submit a complete on-line, secure loan application or pre-qualify for a home loan. You may also evaluate your different financing options by using our interactive calculators and going over various mortgage scenarios.

Brad Belcher

