



Brad Belcher

Owner/Independent Mortgage Broker, Elite Mortgage LLC

572862

3943 Hwy 54 Owensboro, Kentucky 42303

Office: 270-570-2237

Mobile: 270-570-2237

Fax: 800-278-4062

bbelcher@elitemortgagerates.com

[View My Website](#)

Is Everything Already Changing in 2019?

It was a long December for the stock market, which had its **worst month** since the financial crisis (in terms of % change). Meanwhile, interest rates had their best month since June 2016.

The size and direction of those moves caused speculation about a **big reversal** at the beginning of 2019. In both cases, traders figured stocks and rates had moved so much lower so quickly that some sort of bounce was inevitable.

This line of thinking (i.e. that markets should bounce simply because they've moved "too far, too fast") speaks to an actual concept in market analysis. In a word, the concept is "momentum," but it's often discussed in the binary form of "**overbought**" vs "**oversold**."

Simply put, the more any given financial market does one thing, the greater the risk becomes that it will do the opposite. The **big catch** here is that there's no hard and fast rule about the timing or the size of the bounce. In fact, sometimes the market even seems to punish a herd mentality that is hoping for such bounces for such simple reasons.

With all of the above in mind, this was destined to be a highly uncertain and potentially volatile week. Perhaps we would see stocks bounce more than they already had at the end of December. Perhaps we would see bonds ignore stocks and do their own thing, much like last week. Perhaps it would be Friday's slate of important events that would set the tone for the new year.

As it turned out, it was **all of the above**, at least for now. Bond markets (aka "rates") spent the first 2 days of 2019 doing their own thing, moving lower at a much quicker pace than stocks. Some of that movement was purely incidental, but a majority of the gains were driven by an exceptionally weak ISM Manufacturing report on Thursday morning. Then on Friday, an exceptionally strong jobs report coupled with a few choice remarks from Fed Chair Powell sent everything back in the other direction.

Stocks were less volatile by comparison. They responded modestly to the weak manufacturing data before ultimately edging up past last week's highs after Friday's events. In particular, they appreciated **Powell's comment** about the Fed being "sensitive to the message markets are sending." That's his way of acknowledging that heavy stock losses could actually affect Fed policy.

National Average Mortgage Rates



| | Rate | Change | Points |
|----------------------------|------|--------|--------|
| Mortgage News Daily | | | |

| | | | |
|--------------|-------|-------|------|
| 30 Yr. Fixed | 7.38% | -0.05 | 0.00 |
| 15 Yr. Fixed | 6.82% | -0.03 | 0.00 |
| 30 Yr. FHA | 6.86% | -0.05 | 0.00 |
| 30 Yr. Jumbo | 7.58% | -0.04 | 0.00 |
| 5/1 ARM | 7.40% | 0.00 | 0.00 |

Freddie Mac

| | | | |
|--------------|-------|-------|------|
| 30 Yr. Fixed | 7.10% | -0.34 | 0.00 |
| 15 Yr. Fixed | 6.39% | -0.37 | 0.00 |

Rates as of: 4/23

Market Data

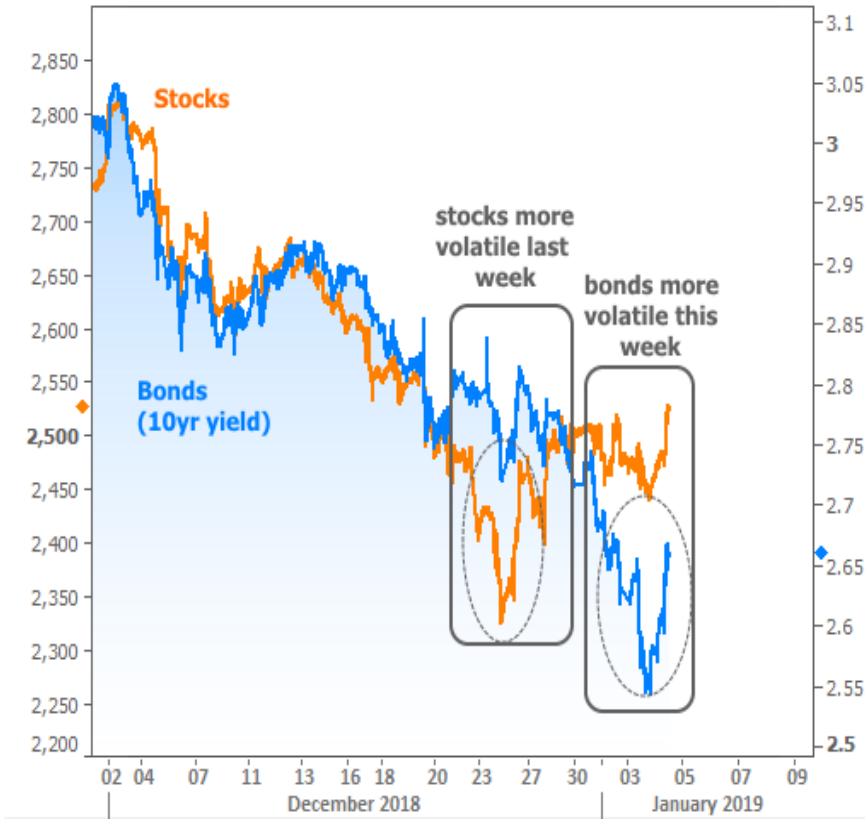
| | Price / Yield | Change |
|----------------|---------------|---------|
| MBS UMBS 6.0 | 99.61 | +0.14 |
| MBS GNMA 6.0 | 100.40 | +0.10 |
| 10 YR Treasury | 4.6185 | +0.0171 |
| 30 YR Treasury | 4.7382 | +0.0089 |

Pricing as of: 4/24 12:05AM EST

Recent Housing Data

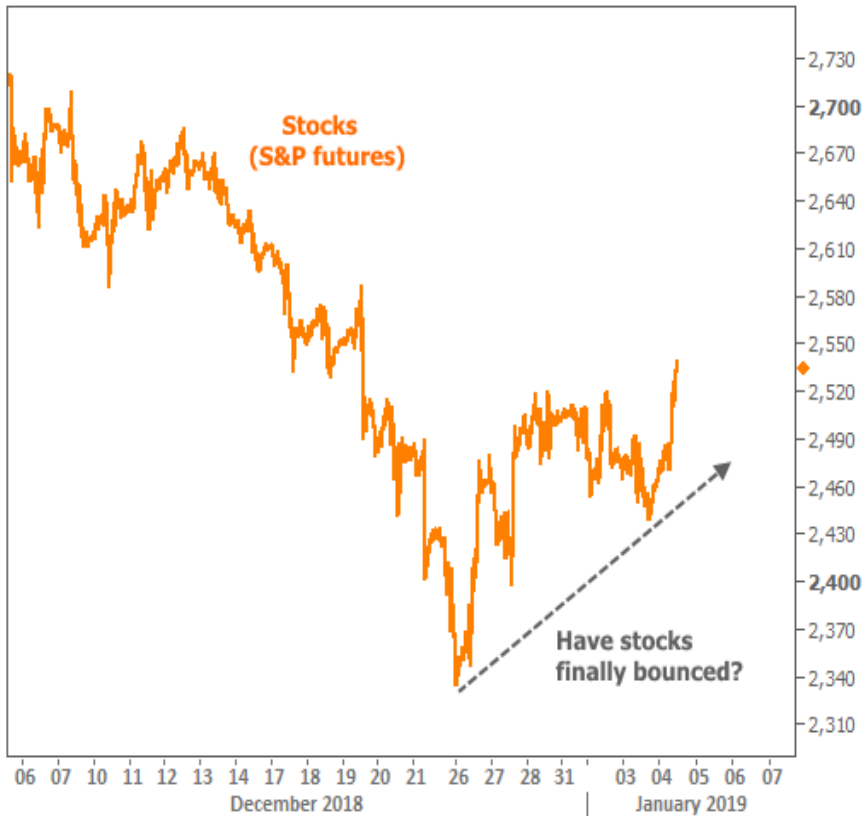
| | | Value | Change |
|---------------------|--------|-------|---------|
| Mortgage Apps | Apr 17 | 202.1 | +3.27% |
| Building Permits | Mar | 1.46M | -3.95% |
| Housing Starts | Mar | 1.32M | -13.15% |
| New Home Sales | Feb | 662K | +0.15% |
| Pending Home Sales | Feb | 75.6 | +1.75% |
| Existing Home Sales | Feb | 3.97M | -0.75% |
| Builder Confidence | Mar | 51 | +6.25% |

Stocks vs Bonds



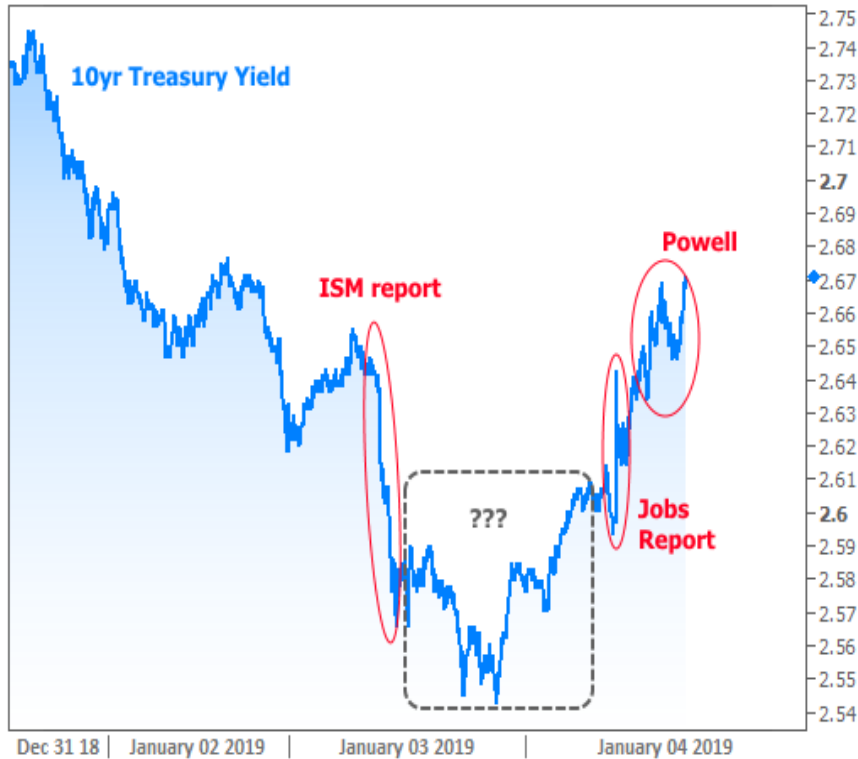
If we isolate stocks and bonds individually, we can better assess a potential momentum shift. With respect to stocks, if this bounce continues, it will have had **more** to do with late December and **less** to do with Friday's seemingly all-important calendar events.

Stocks



A somewhat similar case could be made for bonds, although we'll need to zoom in and see the overnight trading between Thursday and Friday.

Bonds



As the chart suggests, roughly half of this week's bounce in rates occurred during the "???" hours overnight, and **weren't** directly tied to any calendar events. This is momentum at work! It was finally the moment when traders agreed that rates had "fallen far enough" for now. The jobs report and Powell's speech merely added some emphasis to the bounce.

So, does this mean **everything is changing in 2019**?

First off, an entire year is a long time to be guessing at ongoing themes. Things could still change several times before 2019 is over. Secondly, it's **entirely too soon** to answer that question.

All we know now is that stocks and bonds agree that the risk of an early 2019 bounce (higher rates, higher stocks) remains on the table. Clearly, we've already seen some of it. It makes sense to defend against the possibility of even higher rates next week, but keep in mind that both sides of the market have a long way to go before they're anywhere close to the recent high range.



Subscribe to my newsletter online at: <http://mortgageratesupdate.com/elitemortgage>

Recent Economic Data

| Date | Event | Actual | Forecast | Prior |
|------------------|---------------------------------|--------|----------|-------|
| Thursday, Jan 03 | | | | |
| 8:00AM | w/e Mortgage Refinance Index | 729.9 | | 816.0 |
| 8:00AM | w/e MBA Purchase Index | 219.0 | | 236.9 |
| 8:15AM | Dec ADP National Employment (k) | 271.0 | 178 | 179 |
| 8:30AM | w/e Jobless Claims (k) | 231 | 220 | 216 |
| 10:00AM | Nov Construction spending (%) | | 0.2 | -0.1 |

Event Importance:

- No Stars = Insignificant
- ☆ Low
- ★ Moderate
- ★★ Important
- ★★★ Very Important

| Date | Event | Actual | Forecast | Prior |
|-------------------|----------------------------------|--------|----------|-------|
| 10:00AM | Dec ISM Manufacturing PMI | 54.1 | 57.9 | 59.3 |
| Friday, Jan 04 | | | | |
| 8:30AM | Dec Average earnings mm (%) | +0.4 | 0.3 | 0.2 |
| 8:30AM | Dec Non-farm payrolls (k) | +312 | 177 | 155 |
| 8:30AM | Dec Unemployment rate mm (%) | 3.9 | 3.7 | 3.7 |
| Monday, Jan 07 | | | | |
| 10:00AM | Dec ISM N-Mfg PMI | 57.6 | 59.0 | 60.7 |
| 10:00AM | Nov Factory orders mm (%) | | 0.3 | -2.1 |
| Tuesday, Jan 08 | | | | |
| 1:00PM | 3-Yr Note Auction (bl) | 38 | | |
| Wednesday, Jan 09 | | | | |
| 7:00AM | w/e Mortgage Refinance Index | 987.9 | | 729.9 |
| 7:00AM | w/e MBA Purchase Index | 255.2 | | 219.0 |
| 1:00PM | 10-yr Note Auction (bl) | 24 | | |
| Thursday, Jan 10 | | | | |
| 8:30AM | w/e Jobless Claims (k) | 216 | 220 | 231 |
| 10:00AM | Nov Wholesale inventories mm (%) | | 0.5 | 0.7 |
| 1:00PM | 30-Yr Bond Auction (bl) | 16 | | |
| Friday, Jan 11 | | | | |
| 8:30AM | Dec Core CPI Year/Year (%) | 2.2 | 2.2 | 2.2 |

Welcome to Elite Mortgage!

Welcome to Elite Mortgage!

Our Unique Boutique Mortgage Experience combines elite licensed mortgage professionals, incomparable service, a full array of mortgage products with the most competitive rates in the industry. At Elite Mortgage you're a client, not a number!

We know that each customer has specific needs, so we strive to meet those specific needs with a wide array of products, investment tools, mortgages and best of all quality service and individual attention.

Today's technology is providing a more productive environment to work in. For example, through our website, you can submit a complete on-line, secure loan application or pre-qualify for a home loan. You may also evaluate your different financing options by using our interactive calculators and going over various mortgage scenarios.

Brad Belcher

